

Kayleigh Barnes – Teaching Evaluations

I am passionate about teaching and have taught undergraduate or masters level courses during most of the semesters I have been at Berkeley.

The undergraduate classes I have TA'ed for include Industrial Organization (4x), Intermediate Microeconomics (1x), Health Economics (2x) and Psychology and Economics (1x). I received an Outstanding Graduate Student Instructor Award in 2019. I have taught in person and both synchronously and asynchronously online.

I have also taught Data Analytics and Introductory Machine Learning and Causal Inference to MBA students at Haas (3x). I developed homework and labs in R as well as quizzes and was involved in preparing and developing the course to transition from an elective to a core course.

Selected Undergraduate Teaching Comments

Kayleigh was a very helpful resource for all problem sets and really had our best interest at heart always. she was very relatable and kept everyone involved at 8 am every Monday and Wednesday. She really helped break down the material and is a big reason why I was successful in this class.

Kayleigh's explanations are very concise and she is great at simplifying content covered in lecture. She does a really good job of anticipating our needs and is honest in her assessments. She is very organized, well prepared given the circumstances and manages time well. There is too much material for her to cover in two sections per week but she maximizes content in that time without cutting too many corners.

Section helped a lot with gaining clarification on concepts from lecture as well as getting in practice problems. The problem walkthroughs were the most helpful because it broke down the problem in digestible ways and made the process of solving more understandable. The pace is not too slow or fast and Kayleigh always makes sure to pause to see if anyone has questions.

Without a doubt, Kayleigh has been the best GSI that I have ever met in Berkeley. Her teaching has been concise and closely follows the lecture material, which helped me to effectively prepare for midterms.

Kayleigh Barnes is a really nice GSI.

Out of all the GSI's I felt that Kayleigh was an amazing and highly effective educator. They found ways to explain the lecture material/concepts in much easier and understandable ways. I went to their office hours almost every week and I felt very supported. They did not hesitate to explain the same thing multiple times until I understood it. One of the best GSI's I have had while at Cal for sure!

Selected MBA Teaching Comments

Kayleigh's excellent interpersonal skills were clearly demonstrated by how she has her finger on the students' collective pulse - she calibrates explanations very effectively to the level of understanding left after the previous prof lecture (which it's important to note tended to scale from 'ineffective' through car wreck train wreck to 'the titanic just sunk'). Somehow she fixed all of the above with a positive professionalism demurring only very occasionally - and highly effectively - to empathize with her students' collective predicament in this course as well as in life more generally.

Kayleigh is great at reassuring students that although the work is difficult it can be accomplished and understood. She's very friendly and funny which helps make the labs engaging. She's clearly super knowledgeable and it was great to hear her takes on some of the concepts we were learning in the lecture. I think her industry experience was great because it helped provide context to how these analyses are used in the real world.

Kayleigh was awesome and deserves a medal. Particularly early in the course I felt that we learned from her sections and lectures at the start of lab rather than the lecture itself. She was teaching us the fundamental theory for the course rather than the class itself which seemed to over-rotate on real world examples without establishing fundamentals first. Kayleigh was critical to the class getting as much as she did and has awesome promise as a professor in the future!! We also really appreciated her down-to-earth style and relatability of the struggle during a busy semester.

Kayleigh is one of the best GSIs I have had here at Haas. Her positive attitude in combination with her deep understanding of the course content made her a highly effective aid in this new course. Without Kayleigh I think this class would have been one of the worst classes I took here at Haas but she made it into an above average class.

Project Title: **Fall 2018 Evaluations**

Courses Audience: **30**
Responses Received: **13**
Response Ratio: **43.33%**

Subject Details

Name	ECON 100A DIS 106 MICRO ANALYSIS
DEPT_NAME	ECON
DEPT_FORM	ECON
EVALUATION_TYPE	G
First Name	Kayleigh
Last Name	Barnes

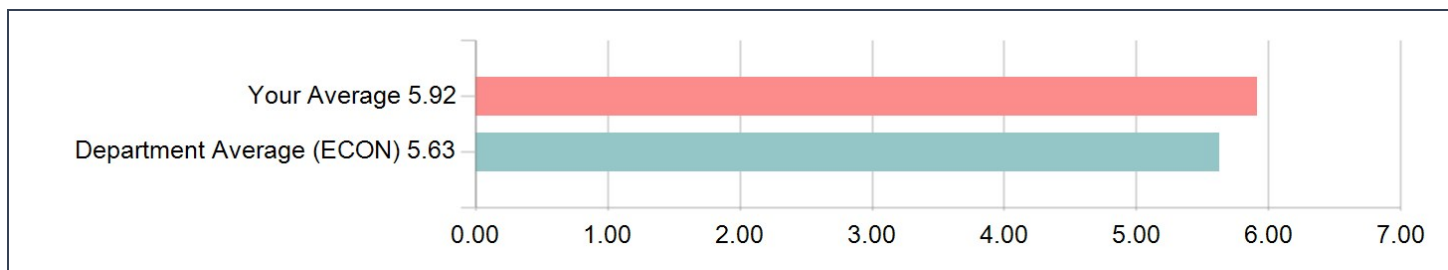
Creation Date: **Thursday, April 11, 2019**

FOR YOUR INFORMATION: Please note that "Department Average" for each rating question is calculated using all sections in your department. This may include both Faculty and GSIs depending on whether the department has selected a question item to be used for both.

RATING QUESTIONS (QUANTITATIVE)

UNIVERSITY WIDE QUESTIONS: The quantitative items in this section are asked across all courses at Berkeley.

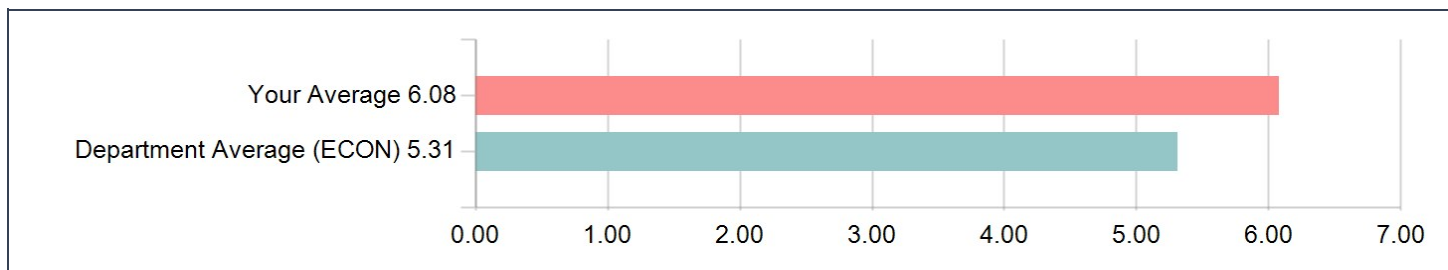
Considering both the limitations and possibilities of the subject matter and the course, how would you rate the overall effectiveness of this graduate student instructor?



1. Considering both the limitations and possibilities of the subject matter and the course, how would you rate the overall effectiveness of this graduate student instructor?

Options	Count	Percentage
1-Not at all Effective	0	0.00%
2	0	0.00%
3	0	0.00%
4-Moderately Effective	3	25.00%
5	0	0.00%
6	4	33.33%
7-Extremely Effective	5	41.67%
Statistics	Value	
Response Count	12	
Mean	5.92	
Median	6.00	
Standard Deviation	1.24	

Considering both the limitations and possibilities of the subject matter and the course, how would you rate the overall effectiveness of this course?

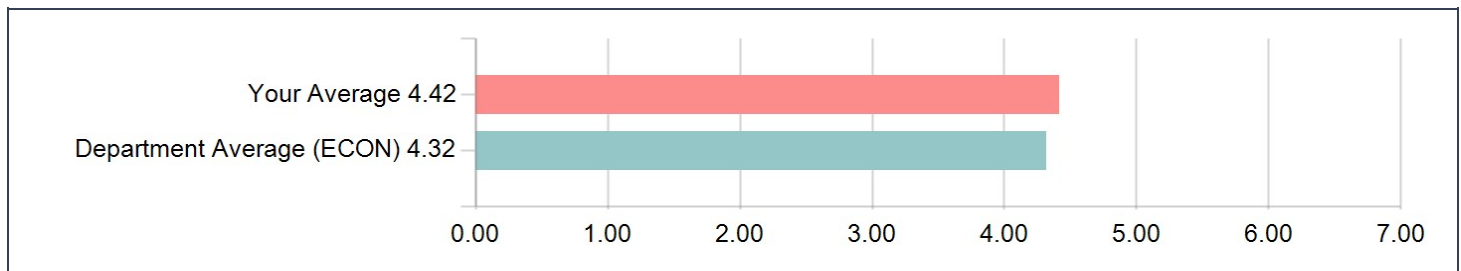


1. Considering both the limitations and possibilities of the subject matter and the course, how would you rate the overall effectiveness of this course?

Options	Count	Percentage
1-Not at all Effective	0	0.00%
2	0	0.00%
3	0	0.00%
4-Moderately Effective	1	8.33%
5	2	16.67%
6	4	33.33%
7-Extremely Effective	5	41.67%
Statistics	Value	
Response Count	12	
Mean	6.08	
Median	6.00	
Standard Deviation	1.00	

DEPARTMENT PROVIDED RATING QUESTIONS: Questions in this section were selected by your department for inclusion on this evaluation.

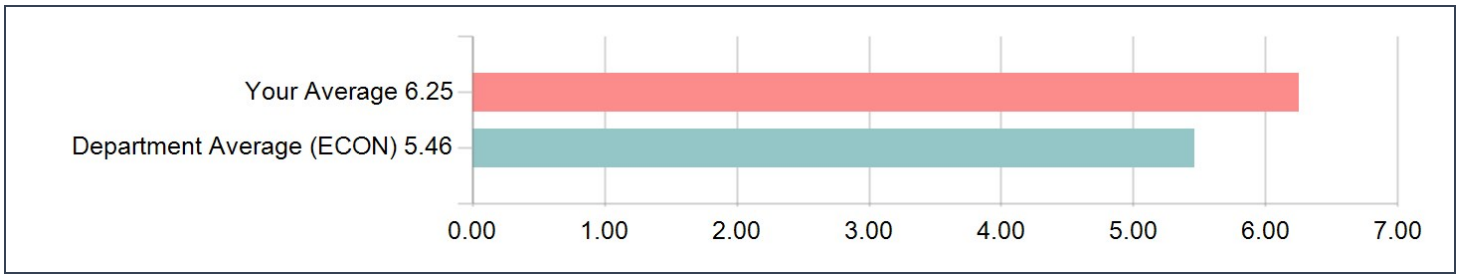
Considering my understanding of the material, the pace of the section meetings was



1. Considering my understanding of the material, the pace of the section meetings was

Options	Count	Percentage
1-Much Too Slow	0	0.00%
2	0	0.00%
3	1	8.33%
4-About Right	8	66.67%
5	1	8.33%
6	1	8.33%
7-Much Too Fast	1	8.33%
Statistics	Value	
Response Count	12	
Mean	4.42	
Median	4.00	
Standard Deviation	1.08	

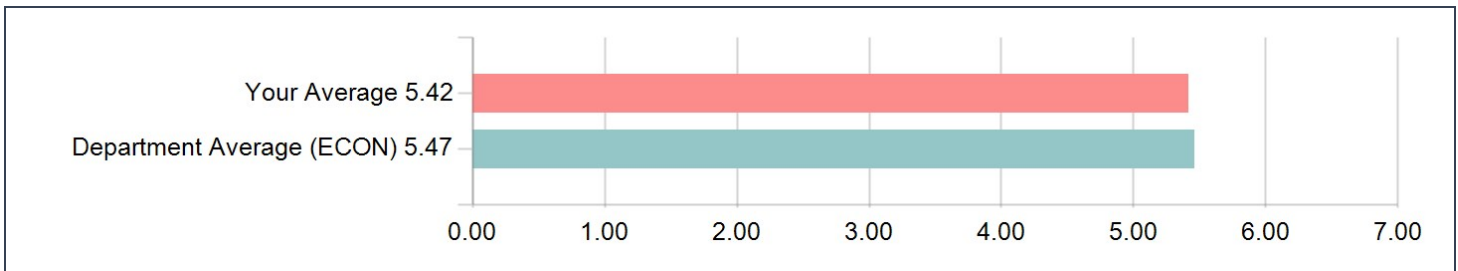
Considering how the professor structured the course, the material presented in section was



1. Considering how the professor structured the course, the material presented in section was

Options	Count	Percentage
1-Poorly Chosen	0	0.00%
2	0	0.00%
3	0	0.00%
4-Satisfactory	1	8.33%
5	2	16.67%
6	2	16.67%
7-Excellent	7	58.33%
Statistics	Value	
Response Count	12	
Mean	6.25	
Median	7.00	
Standard Deviation	1.06	

From my perspective the graduate student instructor's grading appears to be



1. From my perspective the graduate student instructor's grading appears to be

Options	Count	Percentage
1-Unfair	0	0.00%
2	0	0.00%
3	0	0.00%
4-Satisfactory	4	33.33%
5	1	8.33%
6	5	41.67%
7-Very Conscientious	2	16.67%
Statistics	Value	
Response Count	12	
Mean	5.42	
Median	6.00	
Standard Deviation	1.16	

Class?

Options	Count	Percentage
Freshman	0	0.00%
Sophomore	0	0.00%
Junior	11	91.67%
Senior	1	8.33%
Graduate - First Year	0	0.00%
Graduate - Second Year	0	0.00%
Graduate - Third Year	0	0.00%
Graduate - Fourth Year and Beyond	0	0.00%
Visiting Student/Concurrent Enrollment	0	0.00%

Major?

Options	Count	Percentage
Declared	6	50.00%
Undeclared	6	50.00%

Please specify your declared or prospective major.

1. Please specify your declared or prospective major.		
Options	Count	Percentage
Economics	10	83.33%
Haas School of Business	0	0.00%
College of Natural Resources (e.g., Ag Econ)	0	0.00%
Other Social Science (incl. History)	0	0.00%
Humanities	0	0.00%
Natural Science (incl. Engineering & Mathematics)	1	8.33%
Other Professional School (City Planning, Public Policy)	0	0.00%
Other	1	8.33%
Undecided	0	0.00%

Is this course required or strongly suggested for your major or intended major?

1. Is this course required or strongly suggested for your major or intended major?		
Options	Count	Percentage
Yes	10	83.33%
No	2	16.67%

On average, how many hours per week have you spent on this course, including attending classes, doing readings, reviewing notes, writing papers, and any other course-related work?

1. On average, how many hours per week have you spent on this course, including attending classes, doing readings, reviewing notes, writing papers, and any other course-related work?		
Options	Count	Percentage
3 or Fewer	3	25.00%
4-6	3	25.00%
7-9	3	25.00%
10-12	2	16.67%
13-15	1	8.33%
16-18	0	0.00%
More than 18	0	0.00%
Statistics		Value
Response Count		12

How many class (or section) sessions did you attend?

1. How many class (or section) sessions did you attend?		
Options	Count	Percentage
None	0	0.00%
Fewer than half	1	8.33%
About half	0	0.00%
More than half	2	16.67%
All	9	75.00%

INSTRUCTOR PROVIDED QUESTIONS (CUSTOM): If any rating questions appear in this section, they were created by you. If blank, you did not add any custom items to your evaluation. These are viewable only by you and not accessible by other report viewers in your department.

OPEN ENDED QUESTIONS (QUALITATIVE)

DEPARTMENT PROVIDED QUESTIONS: Questions in this section were selected by your department for inclusion on this evaluation.

Please identify what you consider to be the strengths of the course (or section).

Comments
Kayleigh is a good lecturer.
Kayleigh's explanations are very concise and she is great at simplifying content covered in lecture. She does a really good job of anticipating our needs and is honest in her assessments. She is very organized, well prepared given the circumstances and manages time well. There is too much material for her to cover in two sections per week but she maximizes content in that time without cutting too many corners.
Good lectures. Professor is funny and clear when he teachers. Great professor.
Everything was explained very clearly and at a good pace.
Kayleigh was very clear in explaining key concepts and in reviewing lecture material at the beginning of each section.
GSI was good at explaining concepts, step by step

Please identify area(s) where you think the course could be improved.

Comments
TA did not give students time to do problems on their own, so there was very little opportunity to practice concepts. In economics terms, discussion turned into more of a substitute rather than a complement for lecture.
Improvements are restricted by the length of the class. Kayleigh does the best that she can for the given time period.
Professor – Making problem sets at a level where students can actually solve them, or post solutions with problem sets and let students figure it out themselves.
To promote more group discussion, you could designate groups of 3–4 people that have to work together to solve practice problems.
Pacing of section could be improved to cover all the practice problems
GSI could have improved her depth of knowledge regarding subject material to better answer questions

What advice would you give to another student who is considering taking this course?

Comments
I had to lean hard on the GSI for this course. Luckily, mine was very good and her office hour fit well into my schedule. If that is not the case for you, find another GSI.
Be prepared for a challenge. Take good notes during lecture, ask questions, go to office hours.
Attend lecture/know the last lecture's materials before coming to section
Go to section! Especially if Dan Acland is lecturing

INSTRUCTOR PROVIDED QUESTIONS (CUSTOM): If any open-ended questions appear in this section, they were created by you. If blank, you did not add any custom items to your evaluation. These are viewable only by you and not accessible by other report viewers in your department.

Project Title: **Fall 2018 Evaluations**

Courses Audience: **28**
Responses Received: **12**
Response Ratio: **42.86%**

Subject Details

Name	ECON 100A DIS 121 MICRO ANALYSIS
DEPT_NAME	ECON
DEPT_FORM	ECON
EVALUATION_TYPE	G
First Name	Kayleigh
Last Name	Barnes

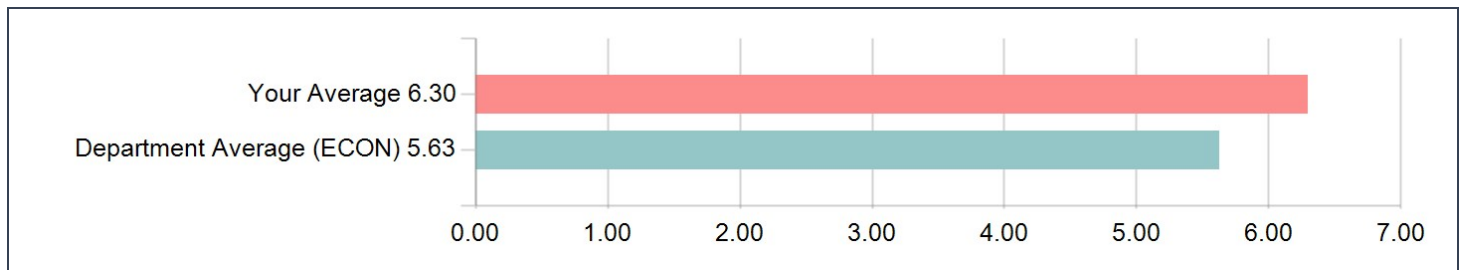
Creation Date: **Thursday, April 11, 2019**

FOR YOUR INFORMATION: Please note that "Department Average" for each rating question is calculated using all sections in your department. This may include both Faculty and GSIs depending on whether the department has selected a question item to be used for both.

RATING QUESTIONS (QUANTITATIVE)

UNIVERSITY WIDE QUESTIONS: The quantitative items in this section are asked across all courses at Berkeley.

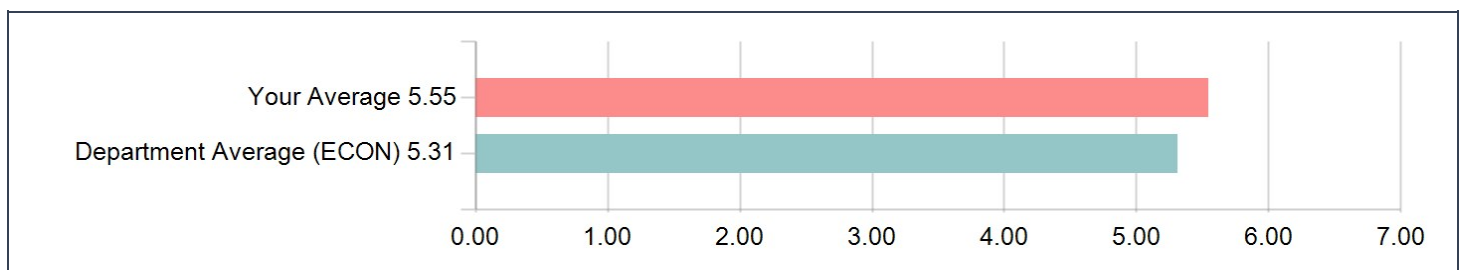
Considering both the limitations and possibilities of the subject matter and the course, how would you rate the overall effectiveness of this graduate student instructor?



1. Considering both the limitations and possibilities of the subject matter and the course, how would you rate the overall effectiveness of this graduate student instructor?

Options	Count	Percentage
1-Not at all Effective	0	0.00%
2	0	0.00%
3	0	0.00%
4-Moderately Effective	2	20.00%
5	0	0.00%
6	1	10.00%
7-Extremely Effective	7	70.00%
Statistics	Value	
Response Count	10	
Mean	6.30	
Median	7.00	
Standard Deviation	1.25	

Considering both the limitations and possibilities of the subject matter and the course, how would you rate the overall effectiveness of this course?

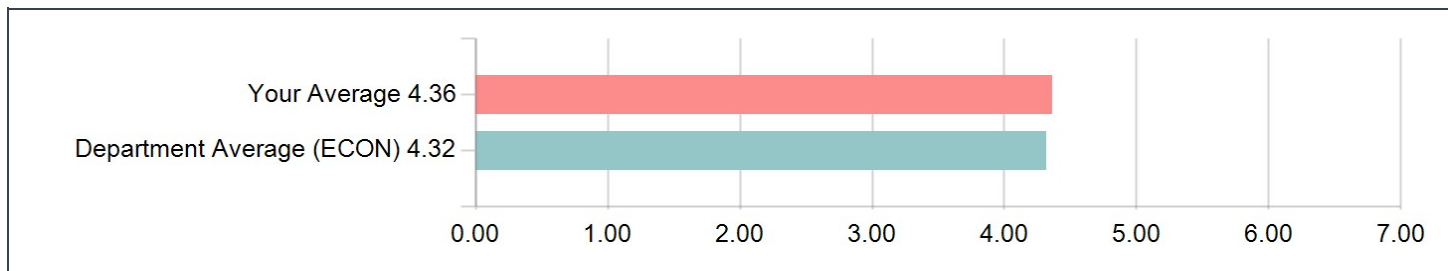


1. Considering both the limitations and possibilities of the subject matter and the course, how would you rate the overall effectiveness of this course?

Options	Count	Percentage
1-Not at all Effective	0	0.00%
2	0	0.00%
3	0	0.00%
4-Moderately Effective	1	9.09%
5	5	45.45%
6	3	27.27%
7-Extremely Effective	2	18.18%
Statistics	Value	
Response Count	11	
Mean	5.55	
Median	5.00	
Standard Deviation	0.93	

DEPARTMENT PROVIDED RATING QUESTIONS: Questions in this section were selected by your department for inclusion on this evaluation.


Considering my understanding of the material, the pace of the section meetings was



1. Considering my understanding of the material, the pace of the section meetings was

Options	Count	Percentage
1-Much Too Slow	0	0.00%
2	0	0.00%
3	1	9.09%
4-About Right	6	54.55%
5	3	27.27%
6	1	9.09%
7-Much Too Fast	0	0.00%
Statistics	Value	
Response Count	11	
Mean	4.36	
Median	4.00	
Standard Deviation	0.81	

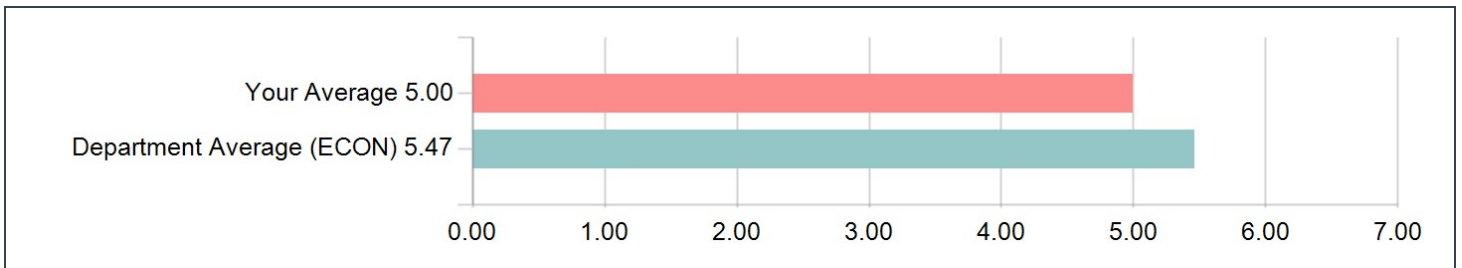
Considering how the professor structured the course, the material presented in section was



1. Considering how the professor structured the course, the material presented in section was

Options	Count	Percentage
1-Poorly Chosen	0	0.00%
2	0	0.00%
3	0	0.00%
4-Satisfactory	1	10.00%
5	2	20.00%
6	2	20.00%
7-Excellent	5	50.00%
Statistics	Value	
Response Count	10	
Mean	6.10	
Median	6.50	
Standard Deviation	1.10	

From my perspective the graduate student instructor's grading appears to be



1. From my perspective the graduate student instructor's grading appears to be

Options	Count	Percentage
1-Unfair	0	0.00%
2	0	0.00%
3	1	9.09%
4-Satisfactory	5	45.45%
5	1	9.09%
6	1	9.09%
7-Very Conscientious	3	27.27%
Statistics	Value	
Response Count	11	
Mean	5.00	
Median	4.00	
Standard Deviation	1.48	

Class?

Options	Count	Percentage
Freshman	0	0.00%
Sophomore	5	45.45%
Junior	5	45.45%
Senior	1	9.09%
Graduate - First Year	0	0.00%
Graduate - Second Year	0	0.00%
Graduate - Third Year	0	0.00%
Graduate - Fourth Year and Beyond	0	0.00%
Visiting Student/Concurrent Enrollment	0	0.00%

Major?

Options	Count	Percentage
Declared	2	18.18%
Undeclared	9	81.82%

Please specify your declared or prospective major.

1. Please specify your declared or prospective major.		
Options	Count	Percentage
Economics	7	63.64%
Haas School of Business	0	0.00%
College of Natural Resources (e.g., Ag Econ)	1	9.09%
Other Social Science (incl. History)	0	0.00%
Humanities	0	0.00%
Natural Science (incl. Engineering & Mathematics)	2	18.18%
Other Professional School (City Planning, Public Policy)	0	0.00%
Other	1	9.09%
Undecided	0	0.00%

Is this course required or strongly suggested for your major or intended major?

1. Is this course required or strongly suggested for your major or intended major?		
Options	Count	Percentage
Yes	9	81.82%
No	2	18.18%

On average, how many hours per week have you spent on this course, including attending classes, doing readings, reviewing notes, writing papers, and any other course-related work?

1. On average, how many hours per week have you spent on this course, including attending classes, doing readings, reviewing notes, writing papers, and any other course-related work?		
Options	Count	Percentage
3 or Fewer	1	9.09%
4-6	2	18.18%
7-9	2	18.18%
10-12	4	36.36%
13-15	2	18.18%
16-18	0	0.00%
More than 18	0	0.00%
Statistics		Value
Response Count		11

How many class (or section) sessions did you attend?

1. How many class (or section) sessions did you attend?		
Options	Count	Percentage
None	0	0.00%
Fewer than half	1	9.09%
About half	2	18.18%
More than half	4	36.36%
All	4	36.36%

INSTRUCTOR PROVIDED QUESTIONS (CUSTOM): If any rating questions appear in this section, they were created by you. If blank, you did not add any custom items to your evaluation. These are viewable only by you and not accessible by other report viewers in your department.

OPEN ENDED QUESTIONS (QUALITATIVE)

DEPARTMENT PROVIDED QUESTIONS: Questions in this section were selected by your department for inclusion on this evaluation.

Please identify what you consider to be the strengths of the course (or section).

Comments
Kayleigh gives a mini lecture of all the material which is super helpful
I like my GSI and tutors. The professor seems very willing to help.
Kailee was a very helpful resource for all problem sets and really had our best interest at heart always. she was very relatable and kept everyone involved at 8 am every Monday and Wednesday. She really helped break down the material and is a big reason why I was successful in this class.
Kayleigh made herself very available to me and other students. She is approachable, kind, and knowledgeable, something other GSIs really lack. She made really hard concepts as simple as possible and helped me a lot throughout section and office hours.
Helpful for homework due that week.
The GSI's helpfulness with the material made this class not so miserable for me.

Please identify area(s) where you think the course could be improved.

Comments
It's good already
The problem sets could be more based on what we cover in lectures. Also, providing more examples of exercises would be helpful.
none
This shouldn't be given so much weight in grading. Discussion should be for help and extra practice for people who need it, but it was not necessary for myself and being at 8am I had no desire to attend.
The way the professor incorporates the lectures with the problem sets.

What advice would you give to another student who is considering taking this course?

Comments
Go to OH
Take it!
Go to office hours!
Don't take this 8am unless you know you'll need the extra help.
Take Kayleigh's class. She's a great GSI. She was not only up and ready to teach at 8 AM every Monday and Wednesday, she showed up to all her office hours and stayed late when she could to help us with our problem sets.

INSTRUCTOR PROVIDED QUESTIONS (CUSTOM): If any open-ended questions appear in this section, they were created by you. If blank, you did not add any custom items to your evaluation. These are viewable only by you and not accessible by other report viewers in your department.

Project Title: **Spring 2019 Evaluations**

Courses Audience: **24**
Responses Received: **16**
Response Ratio: **66.67%**

Subject Details

Name	ECON 121 DIS 102 IND ORG & PUB P
DEPT_NAME	ECON
DEPT_FORM	ECON
EVALUATION_TYPE	G
First Name	Kayleigh
Last Name	Barnes

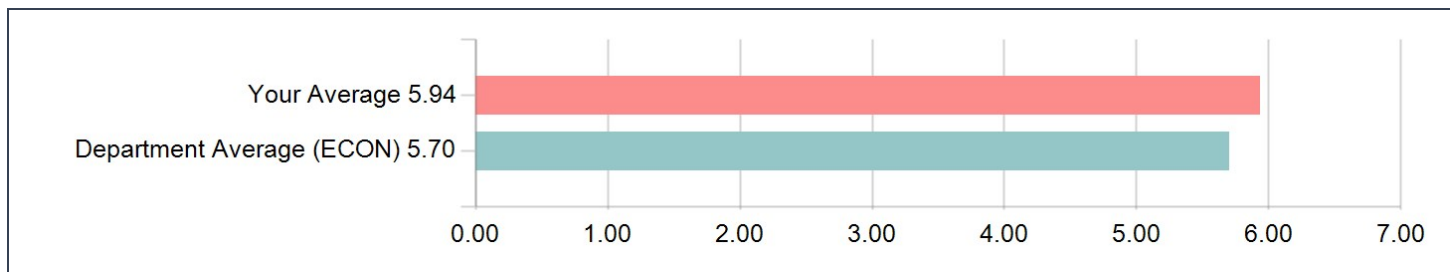
Creation Date: **Wednesday, June 05, 2019**

FOR YOUR INFORMATION: Please note that "Department Average" for each rating question is calculated using all sections in your department. This may include both Faculty and GSIs depending on whether the department has selected a question item to be used for both.

RATING QUESTIONS (QUANTITATIVE)

UNIVERSITY WIDE QUESTIONS: The quantitative items in this section are asked across all courses at Berkeley.

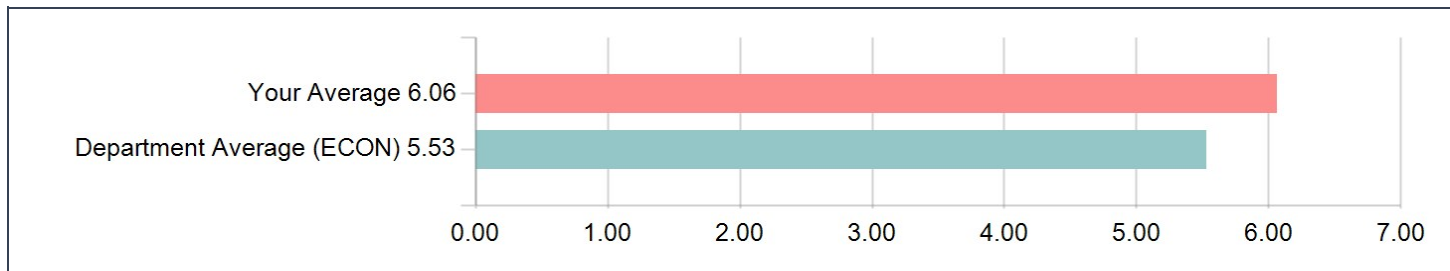
Considering both the limitations and possibilities of the subject matter and the course, how would you rate the overall effectiveness of this graduate student instructor?



Considering both the limitations and possibilities of the subject matter and the course, how would you rate the overall effectiveness of this graduate student instructor?

Options	Count	Percentage
1-Not at all Effective	0	0.00%
2	0	0.00%
3	0	0.00%
4-Moderately Effective	1	6.25%
5	4	25.00%
6	6	37.50%
7-Extremely Effective	5	31.25%
Statistics	Value	
Response Count	16	
Mean	5.94	
Median	6.00	
Standard Deviation	0.93	

Considering both the limitations and possibilities of the subject matter and the course, how would you rate the overall effectiveness of this course?

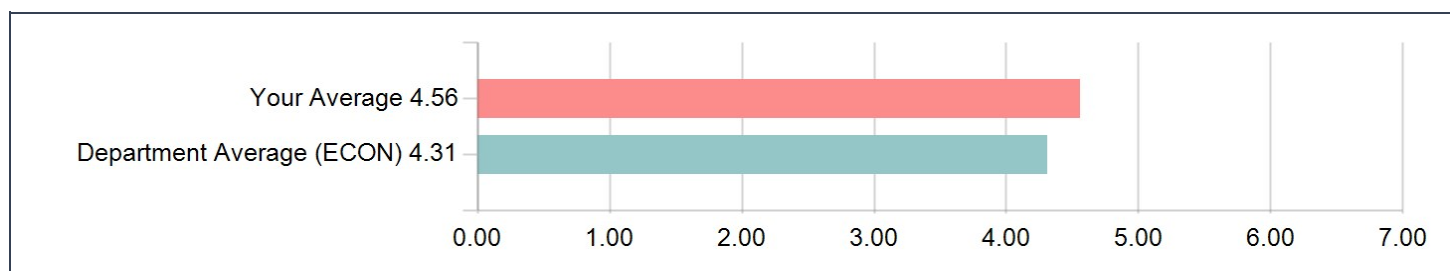


Considering both the limitations and possibilities of the subject matter and the course, how would you rate the overall effectiveness of this course?

Options	Count	Percentage
1-Not at all Effective	0	0.00%
2	0	0.00%
3	0	0.00%
4-Moderately Effective	1	6.25%
5	4	25.00%
6	4	25.00%
7-Extremely Effective	7	43.75%
Statistics	Value	
Response Count	16	
Mean	6.06	
Median	6.00	
Standard Deviation	1.00	

DEPARTMENT PROVIDED RATING QUESTIONS: Questions in this section were selected by your department for inclusion on this evaluation.

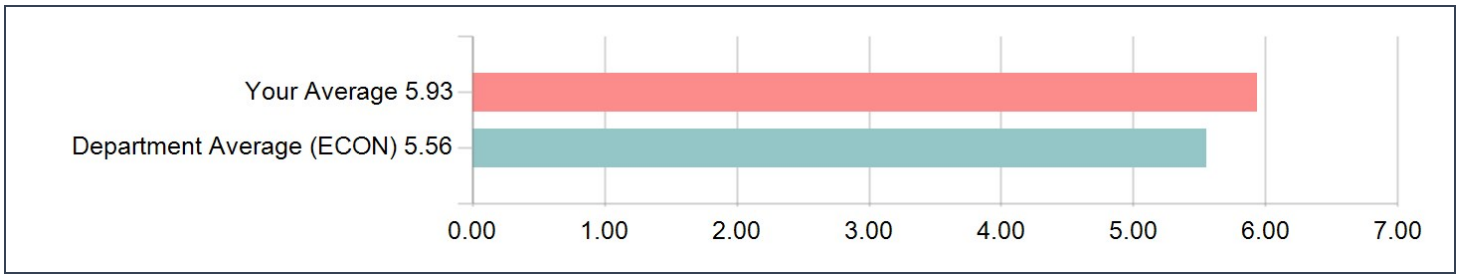
Considering my understanding of the material, the pace of the section meetings was



Considering my understanding of the material, the pace of the section meetings was

Options	Count	Percentage
1-Much Too Slow	0	0.00%
2	0	0.00%
3	1	6.25%
4-About Right	10	62.50%
5	2	12.50%
6	1	6.25%
7-Much Too Fast	2	12.50%
Statistics	Value	
Response Count	16	
Mean	4.56	
Median	4.00	
Standard Deviation	1.15	

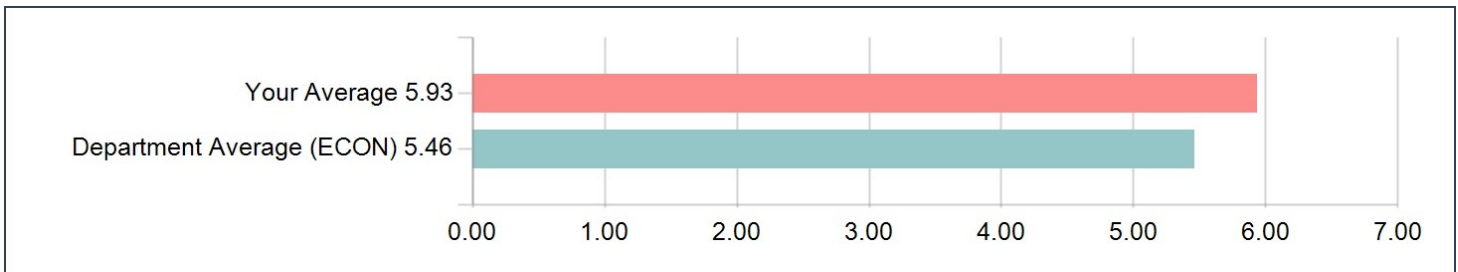
Considering how the professor structured the course, the material presented in section was



Considering how the professor structured the course, the material presented in section was

Options	Count	Percentage
1-Poorly Chosen	0	0.00%
2	0	0.00%
3	0	0.00%
4-Satisfactory	2	13.33%
5	3	20.00%
6	4	26.67%
7-Excellent	6	40.00%
Statistics		Value
Response Count		15
Mean		5.93
Median		6.00
Standard Deviation		1.10

From my perspective the graduate student instructor's grading appears to be



From my perspective the graduate student instructor's grading appears to be

Options	Count	Percentage
1-Unfair	0	0.00%
2	0	0.00%
3	0	0.00%
4-Satisfactory	2	13.33%
5	3	20.00%
6	4	26.67%
7-Very Conscientious	6	40.00%
Statistics	Value	
Response Count	15	
Mean	5.93	
Median	6.00	
Standard Deviation	1.10	

Class?

Class?		
Options	Count	Percentage
Freshman	0	0.00%
Sophomore	1	6.25%
Junior	10	62.50%
Senior	5	31.25%
Graduate - First Year	0	0.00%
Graduate - Second Year	0	0.00%
Graduate - Third Year	0	0.00%
Graduate - Fourth Year and Beyond	0	0.00%
Visiting Student/Concurrent Enrollment	0	0.00%

Major?

Major?		
Options	Count	Percentage
Declared	16	100.00%
Undeclared	0	0.00%

Please specify your declared or prospective major.

Please specify your declared or prospective major.		
Options	Count	Percentage
Economics	14	87.50%
Haas School of Business	0	0.00%
College of Natural Resources (e.g., Ag Econ)	2	12.50%
Other Social Science (incl. History)	0	0.00%
Humanities	0	0.00%
Natural Science (incl. Engineering & Mathematics)	0	0.00%
Other Professional School (City Planning, Public Policy)	0	0.00%
Other	0	0.00%
Undecided	0	0.00%

Is this course required or strongly suggested for your major or intended major?

Is this course required or strongly suggested for your major or intended major?		
Options	Count	Percentage
Yes	11	73.33%
No	4	26.67%

On average, how many hours per week have you spent on this course, including attending classes, doing readings, reviewing notes, writing papers, and any other course-related work?

On average, how many hours per week have you spent on this course, including attending classes, doing readings, reviewing notes, writing papers, and any other course-related work?		
Options	Count	Percentage
3 or Fewer	0	0.00%
4-6	8	50.00%
7-9	3	18.75%
10-12	3	18.75%
13-15	2	12.50%
16-18	0	0.00%
More than 18	0	0.00%
Statistics		Value
Response Count		16

How many class (or section) sessions did you attend?

How many class (or section) sessions did you attend?		
Options	Count	Percentage
None	0	0.00%
Fewer than half	2	12.50%
About half	2	12.50%
More than half	5	31.25%
All	7	43.75%

INSTRUCTOR PROVIDED QUESTIONS (CUSTOM): If any rating questions appear in this section, they were created by you. If blank, you did not add any custom items to your evaluation. These are viewable only by you and not accessible by other report viewers in your department.

OPEN ENDED QUESTIONS (QUALITATIVE)

DEPARTMENT PROVIDED QUESTIONS: Questions in this section were selected by your department for inclusion on this evaluation.

Please identify what you consider to be the strengths of the course (or section).

Comments
Learn more practical knowledge that put what you learn from microeconomics class into practice.
Kayleigh was great at teaching, she was very efficient with her home and always open to questions.
Kayleigh is very informative and structured! She gave me a clearer understanding on the course.
It is one of the most practical classes in economics.
The handouts were well prepared and the gsi did a good job rephrasing what was presented on them into common language.
The GSI was helpful in explaining concepts that were brought up in class. Her lecture for the class was extremely helpful and one of my favorite lectures.

Please identify area(s) where you think the course could be improved.

Comments
we want course capture.
None, sections we're perfect.
Just keep up the good work!
It would be better to use many examples based on actual events than to solve a calculation problem.
At the start of the semester it seemed like participation was going to be pushed but as the semester went on that went by the wayside a bit. It's difficult to get participation in a section— especially when it meets once a week— but they are better if they have it (not that I was of particular help when she to get tried to get participation... I feel a bit bad about that).
The GSI did stumble a couple times throughout the semester and K would suggest that she reviews her material before giving the section. This would greatly improve the first section she teaches for the week.

What advice would you give to another student who is considering taking this course?

Comments
you won't regret to take it
Take it it's great!
Put in the work and you can do it!
If you have sincere attitude, this class will be very easy for you.
Pay attention to the problem sets and what is harped on in class and discussion. In general they're very good at being clear about what they think is important and worth remembering.
I would look to videos that explain similar concepts and use their examples.

INSTRUCTOR PROVIDED QUESTIONS (CUSTOM): If any open-ended questions appear in this section, they were created by you. If blank, you did not add any custom items to your evaluation. These are viewable only by you and not accessible by other report viewers in your department.

Project Title: **Spring 2019 Evaluations**

Courses Audience: **25**
Responses Received: **14**
Response Ratio: **56.00%**

Subject Details

Name	ECON 121 DIS 103 IND ORG & PUB P
DEPT_NAME	ECON
DEPT_FORM	ECON
EVALUATION_TYPE	G
First Name	Kayleigh
Last Name	Barnes

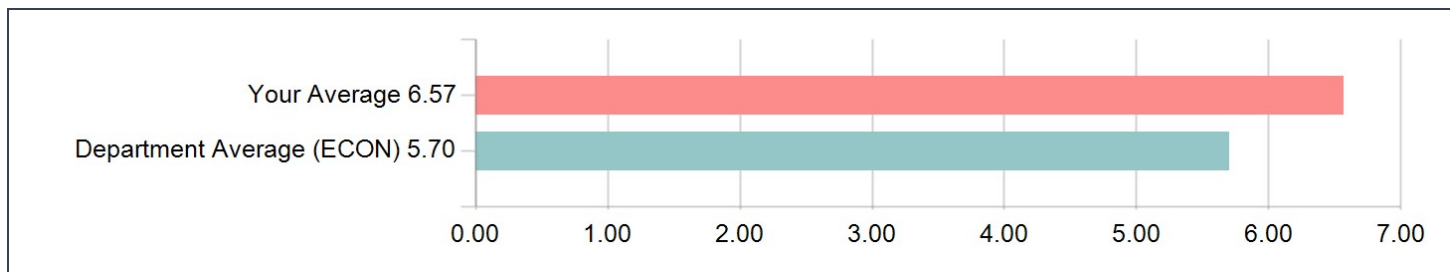
Creation Date: **Tuesday, June 04, 2019**

FOR YOUR INFORMATION: Please note that "Department Average" for each rating question is calculated using all sections in your department. This may include both Faculty and GSIs depending on whether the department has selected a question item to be used for both.

RATING QUESTIONS (QUANTITATIVE)

UNIVERSITY WIDE QUESTIONS: The quantitative items in this section are asked across all courses at Berkeley.

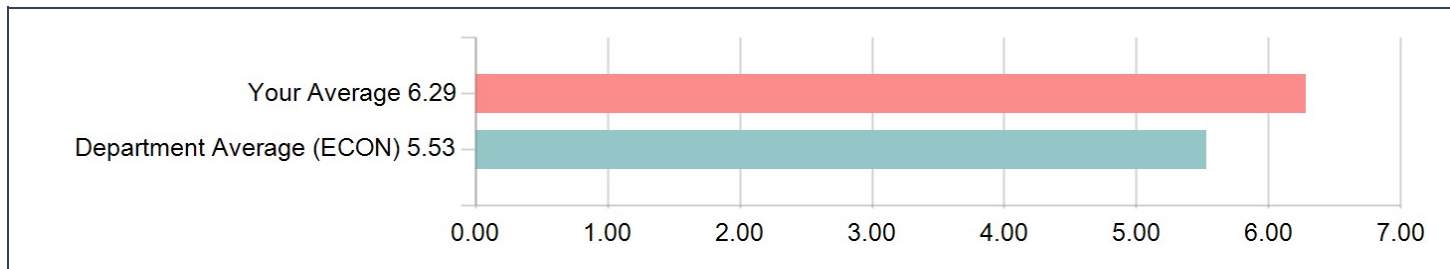
Considering both the limitations and possibilities of the subject matter and the course, how would you rate the overall effectiveness of this graduate student instructor?



Considering both the limitations and possibilities of the subject matter and the course, how would you rate the overall effectiveness of this graduate student instructor?

Options	Count	Percentage
1-Not at all Effective	0	0.00%
2	0	0.00%
3	0	0.00%
4-Moderately Effective	0	0.00%
5	1	7.14%
6	4	28.57%
7-Extremely Effective	9	64.29%
Statistics	Value	
Response Count	14	
Mean	6.57	
Median	7.00	
Standard Deviation	0.65	

Considering both the limitations and possibilities of the subject matter and the course, how would you rate the overall effectiveness of this course?

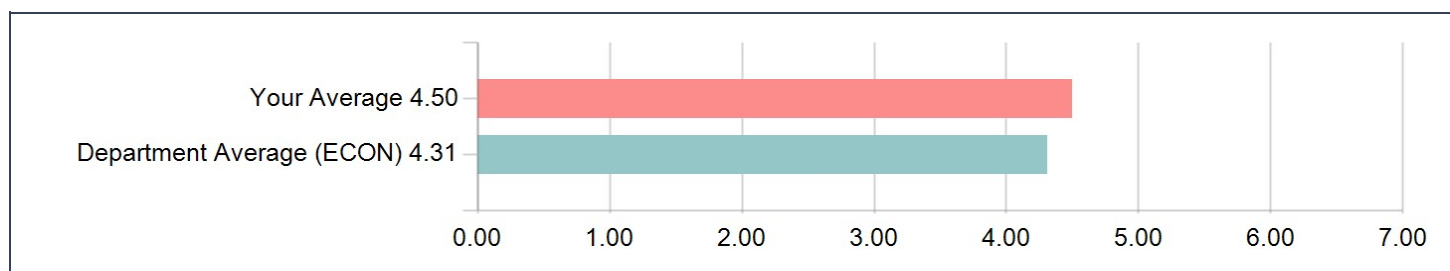


Considering both the limitations and possibilities of the subject matter and the course, how would you rate the overall effectiveness of this course?

Options	Count	Percentage
1-Not at all Effective	0	0.00%
2	0	0.00%
3	0	0.00%
4-Moderately Effective	1	7.14%
5	2	14.29%
6	3	21.43%
7-Extremely Effective	8	57.14%
Statistics	Value	
Response Count	14	
Mean	6.29	
Median	7.00	
Standard Deviation	0.99	

DEPARTMENT PROVIDED RATING QUESTIONS: Questions in this section were selected by your department for inclusion on this evaluation.

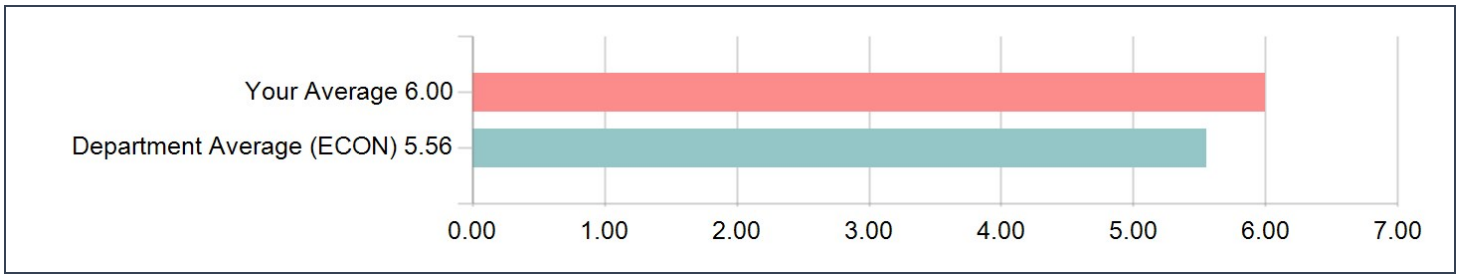
Considering my understanding of the material, the pace of the section meetings was



Considering my understanding of the material, the pace of the section meetings was

Options	Count	Percentage
1-Much Too Slow	0	0.00%
2	0	0.00%
3	1	7.14%
4-About Right	9	64.29%
5	1	7.14%
6	2	14.29%
7-Much Too Fast	1	7.14%
Statistics	Value	
Response Count	14	
Mean	4.50	
Median	4.00	
Standard Deviation	1.09	

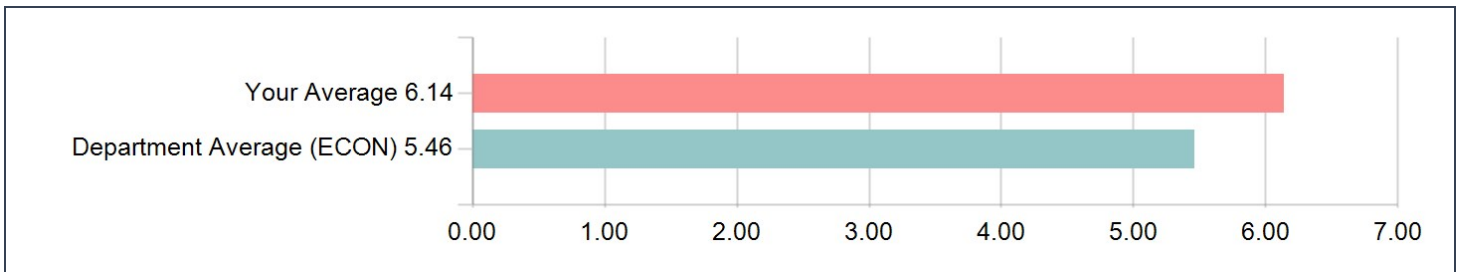
Considering how the professor structured the course, the material presented in section was



Considering how the professor structured the course, the material presented in section was

Options	Count	Percentage
1-Poorly Chosen	0	0.00%
2	0	0.00%
3	0	0.00%
4-Satisfactory	3	21.43%
5	1	7.14%
6	3	21.43%
7-Excellent	7	50.00%
Statistics		Value
Response Count		14
Mean		6.00
Median		6.50
Standard Deviation		1.24

From my perspective the graduate student instructor's grading appears to be



From my perspective the graduate student instructor's grading appears to be

Options	Count	Percentage
1-Unfair	0	0.00%
2	0	0.00%
3	0	0.00%
4-Satisfactory	2	14.29%
5	1	7.14%
6	4	28.57%
7-Very Conscientious	7	50.00%
Statistics	Value	
Response Count	14	
Mean	6.14	
Median	6.50	
Standard Deviation	1.10	

Class?

Class?		
Options	Count	Percentage
Freshman	0	0.00%
Sophomore	1	7.14%
Junior	11	78.57%
Senior	2	14.29%
Graduate - First Year	0	0.00%
Graduate - Second Year	0	0.00%
Graduate - Third Year	0	0.00%
Graduate - Fourth Year and Beyond	0	0.00%
Visiting Student/Concurrent Enrollment	0	0.00%

Major?

Major?		
Options	Count	Percentage
Declared	13	92.86%
Undeclared	1	7.14%

Please specify your declared or prospective major.

Please specify your declared or prospective major.		
Options	Count	Percentage
Economics	13	92.86%
Haas School of Business	0	0.00%
College of Natural Resources (e.g., Ag Econ)	0	0.00%
Other Social Science (incl. History)	0	0.00%
Humanities	0	0.00%
Natural Science (incl. Engineering & Mathematics)	0	0.00%
Other Professional School (City Planning, Public Policy)	0	0.00%
Other	1	7.14%
Undecided	0	0.00%

Is this course required or strongly suggested for your major or intended major?

Is this course required or strongly suggested for your major or intended major?		
Options	Count	Percentage
Yes	4	28.57%
No	10	71.43%

On average, how many hours per week have you spent on this course, including attending classes, doing readings, reviewing notes, writing papers, and any other course-related work?

On average, how many hours per week have you spent on this course, including attending classes, doing readings, reviewing notes, writing papers, and any other course-related work?		
Options	Count	Percentage
3 or Fewer	3	21.43%
4-6	5	35.71%
7-9	3	21.43%
10-12	2	14.29%
13-15	1	7.14%
16-18	0	0.00%
More than 18	0	0.00%
Statistics		Value
Response Count		14

How many class (or section) sessions did you attend?

How many class (or section) sessions did you attend?		
Options	Count	Percentage
None	0	0.00%
Fewer than half	3	21.43%
About half	1	7.14%
More than half	5	35.71%
All	5	35.71%

INSTRUCTOR PROVIDED QUESTIONS (CUSTOM): If any rating questions appear in this section, they were created by you. If blank, you did not add any custom items to your evaluation. These are viewable only by you and not accessible by other report viewers in your department.

OPEN ENDED QUESTIONS (QUALITATIVE)

DEPARTMENT PROVIDED QUESTIONS: Questions in this section were selected by your department for inclusion on this evaluation.

Please identify what you consider to be the strengths of the course (or section).

Comments
Kayleigh did a very good job, definitely the best GSI that I have had so far. She does a great job going over the material very clearly and helped understand the main topics in the lecture; this made the material a lot easier to understand and helped a lot when it came to problem sets and exams.
Without a doubt, Kayleigh has been the best GSI that I have ever met in Berkeley. Her teaching has been concise and closely follows the lecture material, which helped me to effectively prepare for midterms.
She, in my opinion, explained the material more clearly than the professor did, so I found her teaching style and attending section much more effective than lecture alone. I loved all of the section notes and review sheets she created, as they were very helpful.
Very clear summary notes and great at explaining the trickier concepts!
Material was very easy to follow on the worksheets. Examples were helpful at applying class concepts. Everything was really clear and the GSI was great at clarifying issues and explaining concepts.

Please identify area(s) where you think the course could be improved.

Comments
I can't think of any problems with the course in any way. Maybe an extra section per week could have been a little more helpful than just one a week.
N/A
Nothing!
N/A
None

What advice would you give to another student who is considering taking this course?

Comments
Attend class as a priority and go to section to understand all of the material clearly, Definitely take 100A before taking this course, they complement each other very well.
Definitely go to the section every week. It really does help with your exam preparation and understanding of the course material.
Attend section! The GSIs are both very good at explaining the material.
N/A
Go to section and try on the problem sets

INSTRUCTOR PROVIDED QUESTIONS (CUSTOM): If any open-ended questions appear in this section, they were created by you. If blank, you did not add any custom items to your evaluation. These are viewable only by you and not accessible by other report viewers in your department.



Barnes, Kayleigh (ECON 121 DIS 104 IND ORG & PUB P) - Fa 2019 (Instructor Version)

Project Title: **Fall 2019 Evaluations**

Courses Audience: **29**
Responses Received: **18**
Response Ratio: **62.07%**

Subject Details

Name	ECON 121 DIS 104 IND ORG & PUB P
DEPT_NAME	ECON
DEPT_FORM	ECON
EVALUATION_TYPE	G
First Name	Kayleigh
Last Name	Barnes

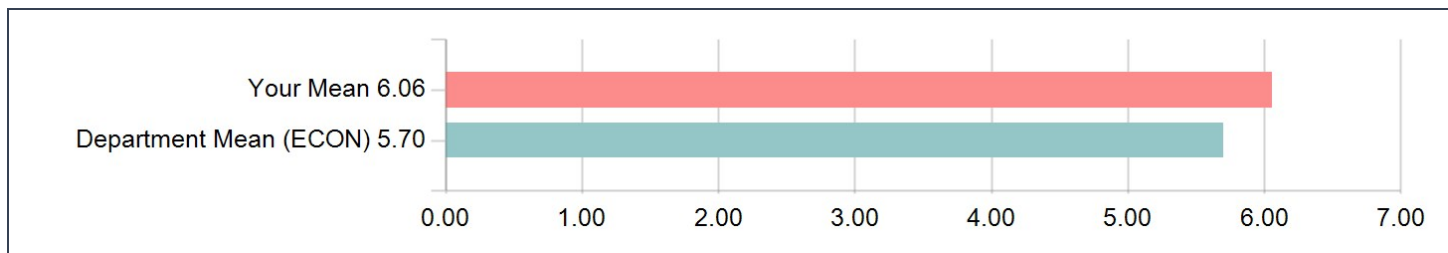
Creation Date: **Tuesday, January 21, 2020**

FOR YOUR INFORMATION: Please note that "Department Average" for each rating question is calculated using all sections in your department. This may include both Faculty and GSIs depending on whether the department has selected a question item to be used for both.

UNIVERSITY WIDE QUESTIONS (QUANTITATIVE/RATING):

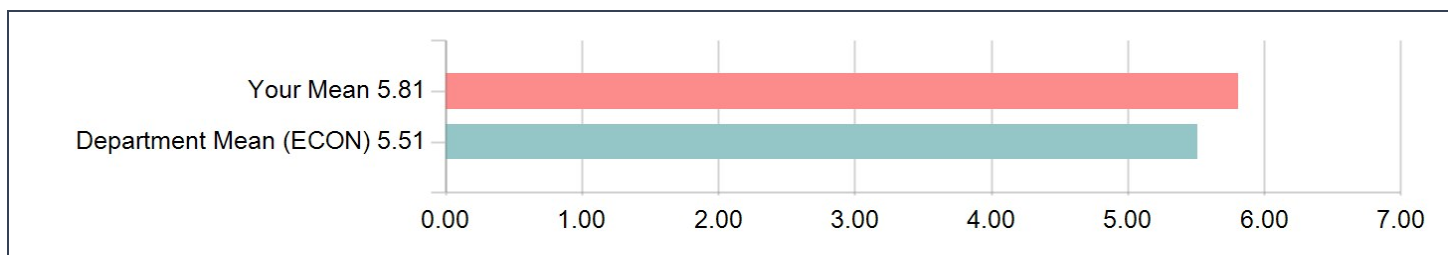
The items in this section are asked across all courses at Berkeley.

Considering both the limitations and possibilities of the subject matter and the course, how would you rate the overall effectiveness of this graduate student instructor?



Considering both the limitations and possibilities of the subject matter and the course, how would you rate the overall effectiveness of this graduate student instructor?		
Options	Count	Percentage
1-Not at all Effective	0	0.00%
2	0	0.00%
3	0	0.00%
4-Moderately Effective	3	17.65%
5	2	11.76%
6	3	17.65%
7-Extremely Effective	9	52.94%
Statistics		Value
Response Count		17
Mean		6.06
Median		7.00
Standard Deviation		1.20

Considering both the limitations and possibilities of the subject matter and the course, how would you rate the overall effectiveness of this course?



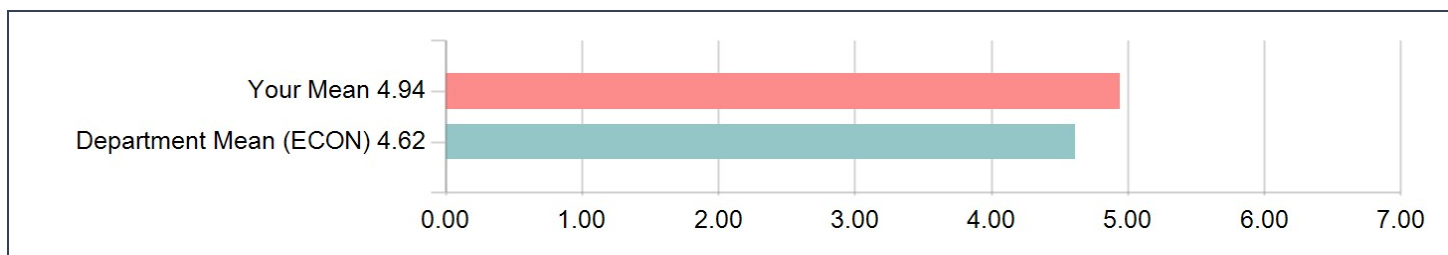
Considering both the limitations and possibilities of the subject matter and the course, how would you rate the overall effectiveness of this course?

Options	Count	Percentage
1-Not at all Effective	0	0.00%
2	0	0.00%
3	0	0.00%
4-Moderately Effective	4	25.00%
5	2	12.50%
6	3	18.75%
7-Extremely Effective	7	43.75%
Statistics	Value	
Response Count	16	
Mean	5.81	
Median	6.00	
Standard Deviation	1.28	

DEPARTMENT PROVIDED INSTRUCTOR QUESTIONS:

Items in this section were selected by ECON for inclusion on this evaluation.

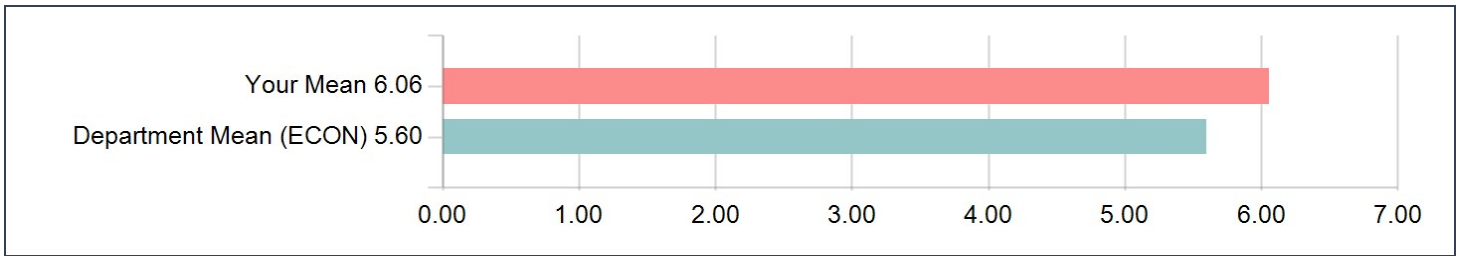
Considering my understanding of the material, the pace of the section meetings was
 1=Much too slow, 4=About right, 7=Much too fast



Considering my understanding of the material, the pace of the section meetings was
 1=Much too slow, 4=About right, 7=Much too fast

Options	Count	Percentage
1	0	0.00%
2	0	0.00%
3	2	11.76%
4	8	47.06%
5	1	5.88%
6	1	5.88%
7	5	29.41%
Statistics	Value	
Response Count	17	
Mean	4.94	
Median	4.00	
Standard Deviation	1.52	

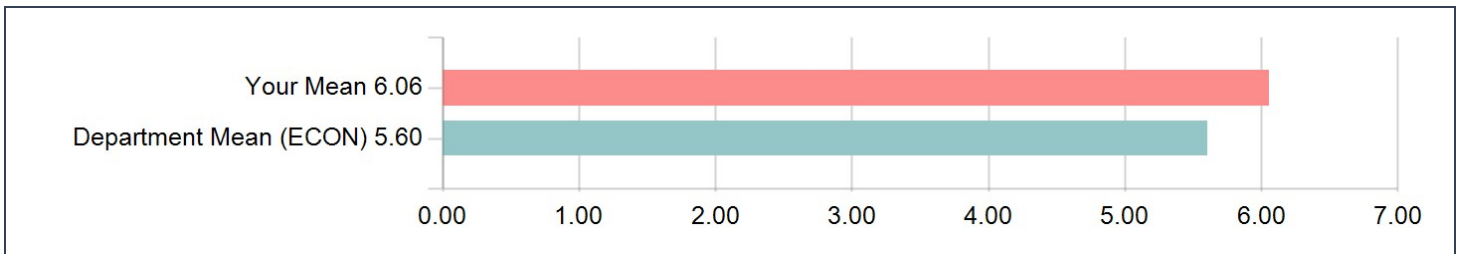
Considering how the professor structured the course, the material presented in section was
 1=Poorly chosen, 4=Satisfactory, 7=Excellent



Considering how the professor structured the course, the material presented in section was
 1=Poorly chosen, 4=Satisfactory, 7=Excellent

Options	Count	Percentage
1	0	0.00%
2	0	0.00%
3	0	0.00%
4	3	17.65%
5	1	5.88%
6	5	29.41%
7	8	47.06%
Statistics	Value	
Response Count	17	
Mean	6.06	
Median	6.00	
Standard Deviation	1.14	

From my perspective the graduate student instructor's grading appears to be
 1=Unfair, 4=Satisfactory, 7=Very conscientious



From my perspective the graduate student instructor's grading appears to be
1=Unfair, 4=Satisfactory, 7=Very conscientious

Options	Count	Percentage
1	0	0.00%
2	0	0.00%
3	0	0.00%
4	3	17.65%
5	2	11.76%
6	3	17.65%
7	9	52.94%
Statistics	Value	
Response Count	17	
Mean	6.06	
Median	7.00	
Standard Deviation	1.20	

DEPARTMENT PROVIDED COURSE QUESTIONS:

Items in this section were selected by ECON for inclusion on this evaluation.

Please identify what you consider to be the strengths of the course (or section).

Comments
Uses a lot of hands on examples!
I always feel confused in the lecture. But the section solves most of my questions of the course.
Nice person
All very relevant and helpful content covered.
My GSI was a very good teacher. She knew what we would find interesting and confusing and has a good personality.
So many different topics covered

Please identify area(s) where you think the course could be improved.

Comments
Should be organized more. The topics in section didn't seem to flow together.
No enough attendance
Could be taught faster.
No need to improve.
More section work that was like the midterm

What advice would you give to another student who is considering taking this course?

Comments
I don't know, I barely went to class
sections are good, but don't choose the course
Study on your own alot.
I have no advice.

DEPARTMENT PROVIDED STUDENT INFORMATION QUESTIONS

Items in this section were selected by ECON for inclusion on this evaluation.

On average, how many hours per week have you spent on this course, including attending classes, doing readings, reviewing notes, writing papers, and any other course-related work?

On average, how many hours per week have you spent on this course, including attending classes, doing readings, reviewing notes, writing papers, and any other course-related work?		
Options	Count	Percentage
3 or fewer	4	23.53%
4-6	8	47.06%
7-9	2	11.76%
10-12	3	17.65%
13-15	0	0.00%
16-18	0	0.00%
More than 18	0	0.00%
Statistics	Value	
Response Count	17	
Mean	1.00	
Median	1.00	
Standard Deviation	0.00	

How many class (or section) sessions did you attend?

How many class (or section) sessions did you attend?		
Options	Count	Percentage
None	1	5.88%
Fewer than half	4	23.53%
About half	2	11.76%
More than half	5	29.41%
All	5	29.41%
Statistics	Value	
Response Count	17	
Mean	1.00	
Median	1.00	
Standard Deviation	0.00	

Class?

Class?		
Options	Count	Percentage
Freshman	0	0.00%
Sophomore	0	0.00%
Junior	5	31.25%
Senior	8	50.00%
Graduate - First Year	0	0.00%
Graduate - Second Year	0	0.00%
Graduate - Third Year	0	0.00%
Graduate - Fourth Year and Beyond	0	0.00%
Visiting Student/Concurrent Enrollment	3	18.75%
Statistics	Value	
Response Count	16	
Mean	1.00	
Median	1.00	
Standard Deviation	0.00	

Major?

Major?		
Options	Count	Percentage
Declared	14	93.33%
Undeclared	1	6.67%
Statistics	Value	
Response Count	15	
Mean	1.00	
Median	1.00	
Standard Deviation	0.00	

Your Major? (List All)

Comments
Economics
finance
Economics
Economics
econ
Economic
Economics Computer Science
Statistics
Economics
Econ
Economics
Economics

Is this course required or strongly suggested for your major or intended major?

Is this course required or strongly suggested for your major or intended major?		
Options	Count	Percentage
Yes	5	35.71%
No	9	64.29%
Statistics	Value	
Response Count	14	
Mean	1.00	
Median	1.00	
Standard Deviation	0.00	

Project Title: **Spring 2019 Evaluations**

Courses Audience: **21**
Responses Received: **11**
Response Ratio: **52.38%**

Subject Details

Name	ECON 121 DIS 104 IND ORG & PUB P
DEPT_NAME	ECON
DEPT_FORM	ECON
EVALUATION_TYPE	G
First Name	Kayleigh
Last Name	Barnes

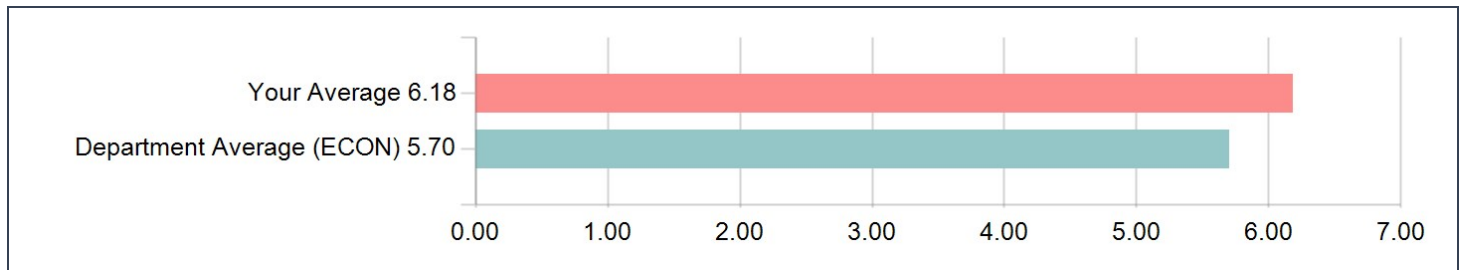
Creation Date: **Wednesday, June 05, 2019**

FOR YOUR INFORMATION: Please note that "Department Average" for each rating question is calculated using all sections in your department. This may include both Faculty and GSIs depending on whether the department has selected a question item to be used for both.

RATING QUESTIONS (QUANTITATIVE)

UNIVERSITY WIDE QUESTIONS: The quantitative items in this section are asked across all courses at Berkeley.

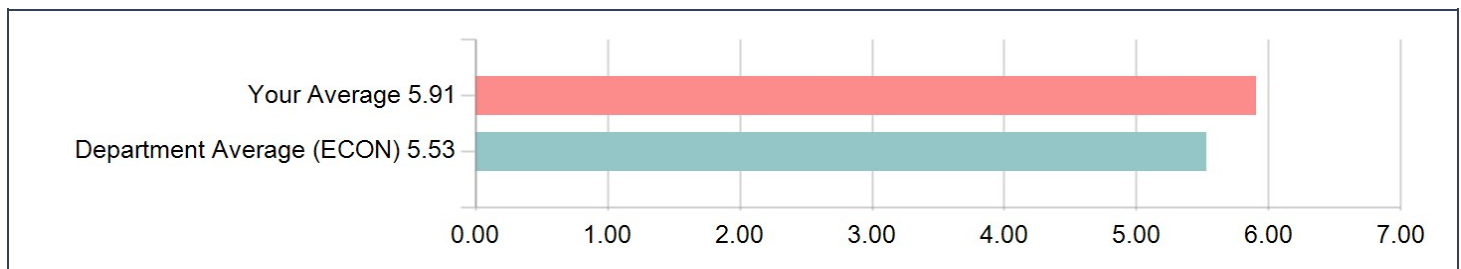
Considering both the limitations and possibilities of the subject matter and the course, how would you rate the overall effectiveness of this graduate student instructor?



Considering both the limitations and possibilities of the subject matter and the course, how would you rate the overall effectiveness of this graduate student instructor?

Options	Count	Percentage
1-Not at all Effective	0	0.00%
2	0	0.00%
3	0	0.00%
4-Moderately Effective	2	18.18%
5	0	0.00%
6	3	27.27%
7-Extremely Effective	6	54.55%
Statistics	Value	
Response Count	11	
Mean	6.18	
Median	7.00	
Standard Deviation	1.17	

Considering both the limitations and possibilities of the subject matter and the course, how would you rate the overall effectiveness of this course?

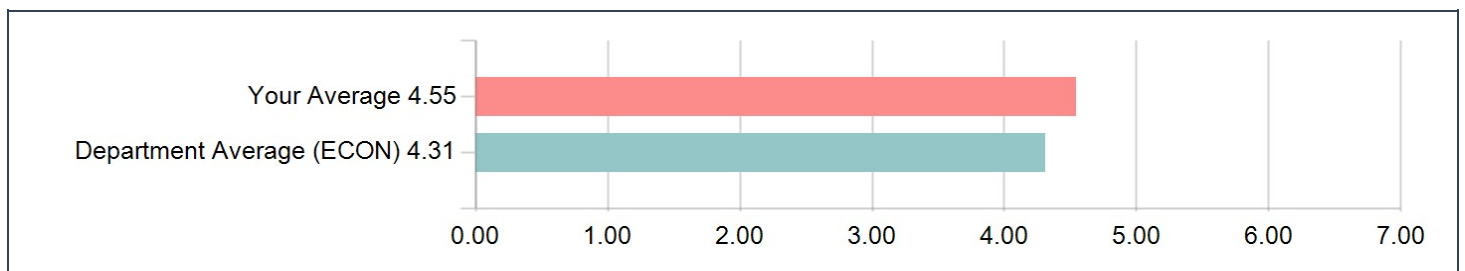


Considering both the limitations and possibilities of the subject matter and the course, how would you rate the overall effectiveness of this course?

Options	Count	Percentage
1-Not at all Effective	0	0.00%
2	0	0.00%
3	0	0.00%
4-Moderately Effective	2	18.18%
5	1	9.09%
6	4	36.36%
7-Extremely Effective	4	36.36%
Statistics	Value	
Response Count	11	
Mean	5.91	
Median	6.00	
Standard Deviation	1.14	

DEPARTMENT PROVIDED RATING QUESTIONS: Questions in this section were selected by your department for inclusion on this evaluation.

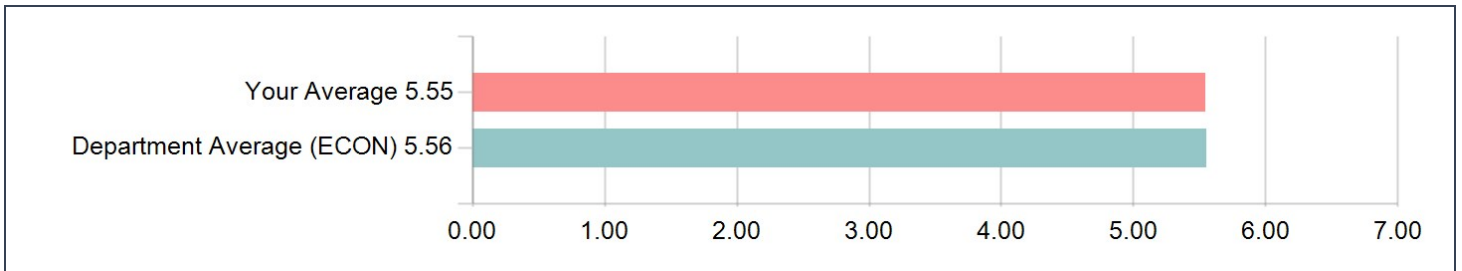
Considering my understanding of the material, the pace of the section meetings was



Considering my understanding of the material, the pace of the section meetings was

Options	Count	Percentage
1-Much Too Slow	0	0.00%
2	0	0.00%
3	0	0.00%
4-About Right	8	72.73%
5	0	0.00%
6	3	27.27%
7-Much Too Fast	0	0.00%
Statistics	Value	
Response Count	11	
Mean	4.55	
Median	4.00	
Standard Deviation	0.93	

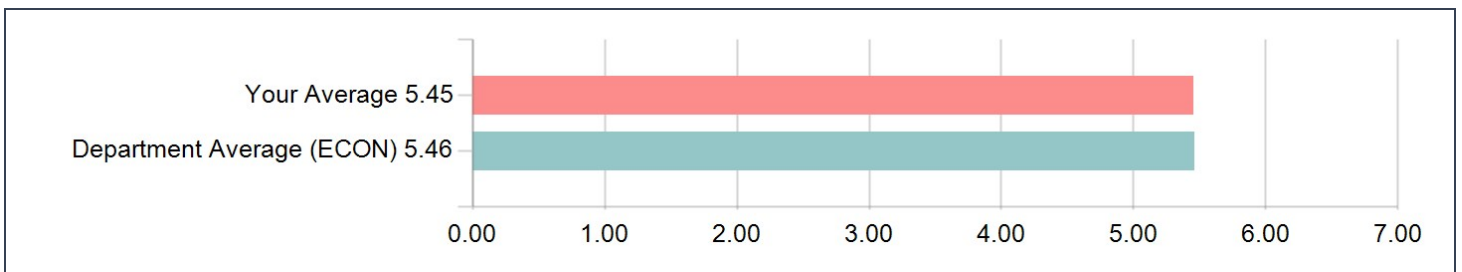
Considering how the professor structured the course, the material presented in section was



Considering how the professor structured the course, the material presented in section was

Options	Count	Percentage
1-Poorly Chosen	0	0.00%
2	0	0.00%
3	0	0.00%
4-Satisfactory	3	27.27%
5	1	9.09%
6	5	45.45%
7-Excellent	2	18.18%
Statistics		Value
Response Count		11
Mean		5.55
Median		6.00
Standard Deviation		1.13

From my perspective the graduate student instructor's grading appears to be



From my perspective the graduate student instructor's grading appears to be

Options	Count	Percentage
1-Unfair	1	9.09%
2	0	0.00%
3	0	0.00%
4-Satisfactory	2	18.18%
5	1	9.09%
6	3	27.27%
7-Very Conscientious	4	36.36%
Statistics	Value	
Response Count	11	
Mean	5.45	
Median	6.00	
Standard Deviation	1.86	

Class?

Class?		
Options	Count	Percentage
Freshman	0	0.00%
Sophomore	0	0.00%
Junior	9	81.82%
Senior	2	18.18%
Graduate - First Year	0	0.00%
Graduate - Second Year	0	0.00%
Graduate - Third Year	0	0.00%
Graduate - Fourth Year and Beyond	0	0.00%
Visiting Student/Concurrent Enrollment	0	0.00%

Major?

Major?		
Options	Count	Percentage
Declared	10	90.91%
Undeclared	1	9.09%

Please specify your declared or prospective major.

Please specify your declared or prospective major.		
Options	Count	Percentage
Economics	8	72.73%
Haas School of Business	0	0.00%
College of Natural Resources (e.g., Ag Econ)	2	18.18%
Other Social Science (incl. History)	1	9.09%
Humanities	0	0.00%
Natural Science (incl. Engineering & Mathematics)	0	0.00%
Other Professional School (City Planning, Public Policy)	0	0.00%
Other	0	0.00%
Undecided	0	0.00%

Is this course required or strongly suggested for your major or intended major?

Is this course required or strongly suggested for your major or intended major?		
Options	Count	Percentage
Yes	6	54.55%
No	5	45.45%

On average, how many hours per week have you spent on this course, including attending classes, doing readings, reviewing notes, writing papers, and any other course-related work?

On average, how many hours per week have you spent on this course, including attending classes, doing readings, reviewing notes, writing papers, and any other course-related work?		
Options	Count	Percentage
3 or Fewer	1	9.09%
4-6	3	27.27%
7-9	2	18.18%
10-12	3	27.27%
13-15	0	0.00%
16-18	1	9.09%
More than 18	1	9.09%
Statistics		Value
Response Count		11

How many class (or section) sessions did you attend?

How many class (or section) sessions did you attend?		
Options	Count	Percentage
None	0	0.00%
Fewer than half	1	9.09%
About half	0	0.00%
More than half	5	45.45%
All	5	45.45%

INSTRUCTOR PROVIDED QUESTIONS (CUSTOM): If any rating questions appear in this section, they were created by you. If blank, you did not add any custom items to your evaluation. These are viewable only by you and not accessible by other report viewers in your department.

OPEN ENDED QUESTIONS (QUALITATIVE)

DEPARTMENT PROVIDED QUESTIONS: Questions in this section were selected by your department for inclusion on this evaluation.

Please identify what you consider to be the strengths of the course (or section).

Comments
I really like GSI's clear lecture and helped me a lot to understand the course material.
it a good section
The course discusses the real world applications and scenarios of the concepts. And I love a lot about that.
Good exam prep materials, good resources to better understand the lecture material like section.

Please identify area(s) where you think the course could be improved.

Comments
one section a week is not enough
None really

What advice would you give to another student who is considering taking this course?

Comments
Kayleigh Barnes is a really nice GSI
Go to discussion section

INSTRUCTOR PROVIDED QUESTIONS (CUSTOM): If any open-ended questions appear in this section, they were created by you. If blank, you did not add any custom items to your evaluation. These are viewable only by you and not accessible by other report viewers in your department.



Barnes, Kayleigh (ECON 121 DIS 105 IND ORG & PUB P) - Fa 2019 (Instructor Version)

Project Title: **Fall 2019 Evaluations**

Courses Audience: **25**
Responses Received: **5**
Response Ratio: **20.0%**

Subject Details

Name	ECON 121 DIS 105 IND ORG & PUB P
DEPT_NAME	ECON
DEPT_FORM	ECON
EVALUATION_TYPE	G
First Name	Kayleigh
Last Name	Barnes

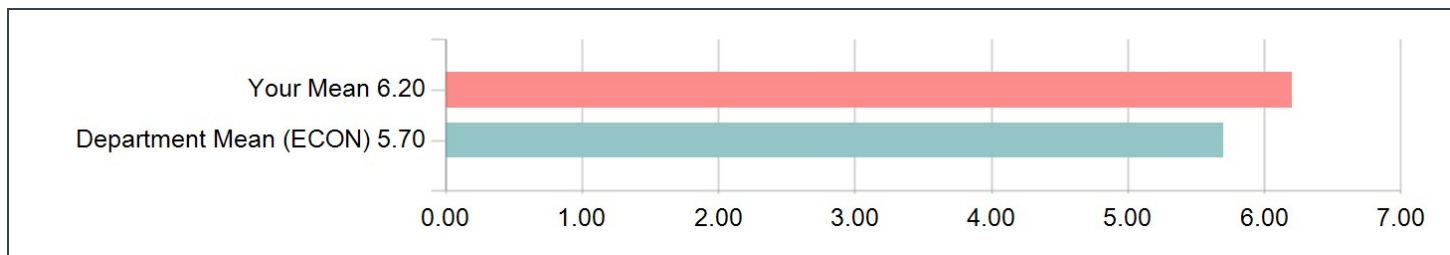
Creation Date: **Tuesday, January 21, 2020**

FOR YOUR INFORMATION: Please note that "Department Average" for each rating question is calculated using all sections in your department. This may include both Faculty and GSIs depending on whether the department has selected a question item to be used for both.

UNIVERSITY WIDE QUESTIONS (QUANTITATIVE/RATING):

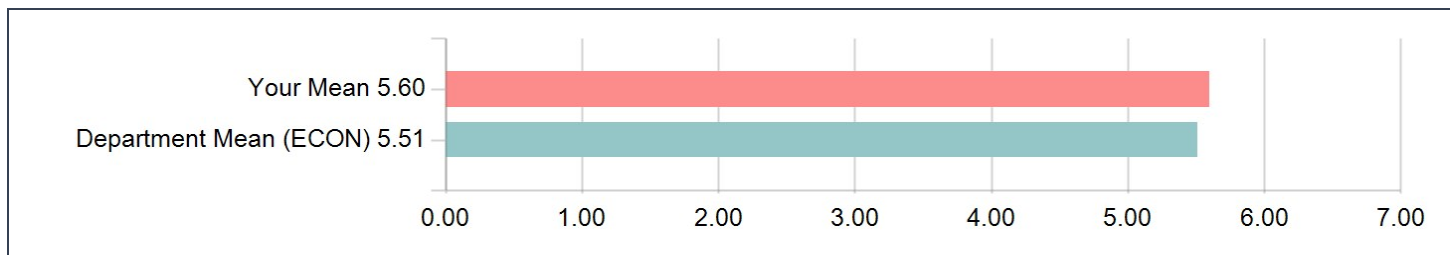
The items in this section are asked across all courses at Berkeley.

Considering both the limitations and possibilities of the subject matter and the course, how would you rate the overall effectiveness of this graduate student instructor?



Considering both the limitations and possibilities of the subject matter and the course, how would you rate the overall effectiveness of this graduate student instructor?		
Options	Count	Percentage
1-Not at all Effective	0	0.00%
2	0	0.00%
3	0	0.00%
4-Moderately Effective	1	20.00%
5	0	0.00%
6	1	20.00%
7-Extremely Effective	3	60.00%
Statistics	Value	
Response Count	5	
Mean	6.20	
Median	7.00	
Standard Deviation	1.30	

Considering both the limitations and possibilities of the subject matter and the course, how would you rate the overall effectiveness of this course?



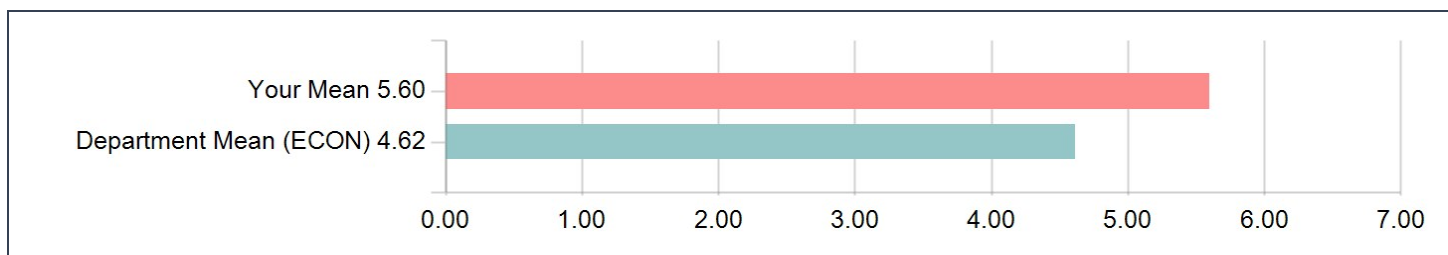
Considering both the limitations and possibilities of the subject matter and the course, how would you rate the overall effectiveness of this course?

Options	Count	Percentage
1-Not at all Effective	0	0.00%
2	0	0.00%
3	0	0.00%
4-Moderately Effective	1	20.00%
5	2	40.00%
6	0	0.00%
7-Extremely Effective	2	40.00%
Statistics	Value	
Response Count	5	
Mean	5.60	
Median	5.00	
Standard Deviation	1.34	

DEPARTMENT PROVIDED INSTRUCTOR QUESTIONS:

Items in this section were selected by ECON for inclusion on this evaluation.

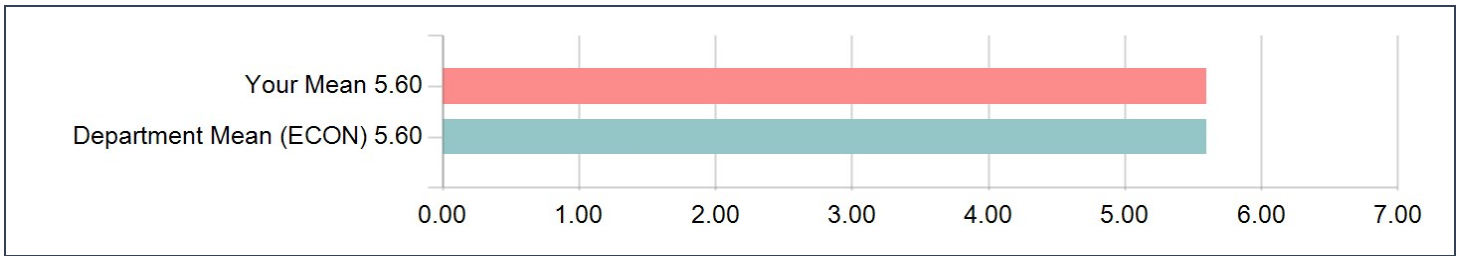
Considering my understanding of the material, the pace of the section meetings was
 1=Much too slow, 4=About right, 7=Much too fast



Considering my understanding of the material, the pace of the section meetings was
 1=Much too slow, 4=About right, 7=Much too fast

Options	Count	Percentage
1	0	0.00%
2	0	0.00%
3	0	0.00%
4	2	40.00%
5	0	0.00%
6	1	20.00%
7	2	40.00%
Statistics	Value	
Response Count	5	
Mean	5.60	
Median	6.00	
Standard Deviation	1.52	

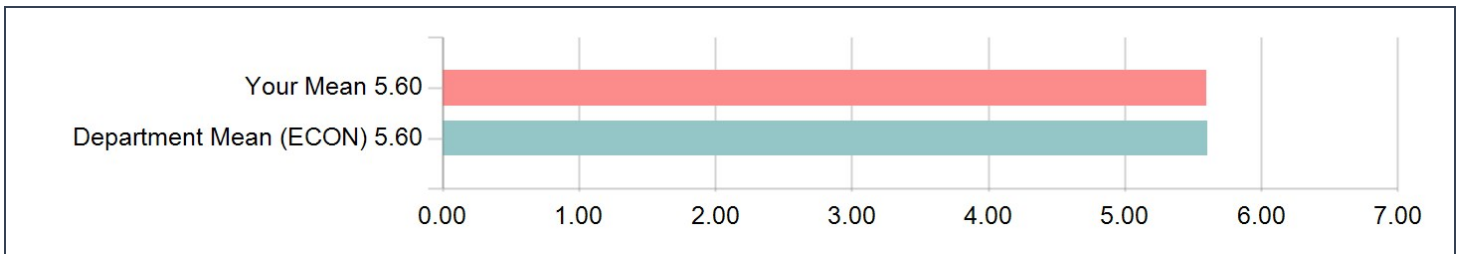
Considering how the professor structured the course, the material presented in section was
 1=Poorly chosen, 4=Satisfactory, 7=Excellent



Considering how the professor structured the course, the material presented in section was
 1=Poorly chosen, 4=Satisfactory, 7=Excellent

Options	Count	Percentage
1	0	0.00%
2	0	0.00%
3	0	0.00%
4	2	40.00%
5	0	0.00%
6	1	20.00%
7	2	40.00%
Statistics	Value	
Response Count	5	
Mean	5.60	
Median	6.00	
Standard Deviation	1.52	

From my perspective the graduate student instructor's grading appears to be
 1=Unfair, 4=Satisfactory, 7=Very conscientious



From my perspective the graduate student instructor's grading appears to be
1=Unfair, 4=Satisfactory, 7=Very conscientious

Options	Count	Percentage
1	0	0.00%
2	0	0.00%
3	0	0.00%
4	2	40.00%
5	0	0.00%
6	1	20.00%
7	2	40.00%
Statistics	Value	
Response Count	5	
Mean	5.60	
Median	6.00	
Standard Deviation	1.52	

DEPARTMENT PROVIDED COURSE QUESTIONS:

Items in this section were selected by ECON for inclusion on this evaluation.

Please identify what you consider to be the strengths of the course (or section).

Comments
She did a good job of explaining topics in discussion and setting a solid foundation for us to go off of for our work and exams.
She did her best to prepare us for the exams since our professor was not teaching us what he was testing us on.
I leaned a lot about price policy etc it's interesting

Please identify area(s) where you think the course could be improved.

Comments
Seemed to be a bit of a disconnect between the GSI and professor, leading to a difference in what we cover in the respective parts of class.
GSI did an amazing job
Sometimes the time leave for complete the practices is too long

What advice would you give to another student who is considering taking this course?

Comments
Attend class, but be ready to answer questions that may not have been directly related to what was covered in class.
Exams are just arbitrary; if you do not come to lectures or sections, or you are chances of doing well on the exam are equal to chances of a person who was paying attention and working hard. GSI tried her best to work around this inconvenience
It's a interesting course!

DEPARTMENT PROVIDED STUDENT INFORMATION QUESTIONS

Items in this section were selected by ECON for inclusion on this evaluation.

On average, how many hours per week have you spent on this course, including attending classes, doing readings, reviewing notes, writing papers, and any other course-related work?

On average, how many hours per week have you spent on this course, including attending classes, doing readings, reviewing notes, writing papers, and any other course-related work?		
Options	Count	Percentage
3 or fewer	1	20.00%
4-6	1	20.00%
7-9	1	20.00%
10-12	1	20.00%
13-15	0	0.00%
16-18	0	0.00%
More than 18	1	20.00%
Statistics	Value	
Response Count	5	
Mean	1.00	
Median	1.00	
Standard Deviation	0.00	

How many class (or section) sessions did you attend?

How many class (or section) sessions did you attend?		
Options	Count	Percentage
None	0	0.00%
Fewer than half	1	20.00%
About half	0	0.00%
More than half	0	0.00%
All	4	80.00%
Statistics	Value	
Response Count	5	
Mean	1.00	
Median	1.00	
Standard Deviation	0.00	

Class?

Class?		
Options	Count	Percentage
Freshman	0	0.00%
Sophomore	0	0.00%
Junior	2	40.00%
Senior	2	40.00%
Graduate - First Year	0	0.00%
Graduate - Second Year	0	0.00%
Graduate - Third Year	0	0.00%
Graduate - Fourth Year and Beyond	0	0.00%
Visiting Student/Concurrent Enrollment	1	20.00%
Statistics	Value	
Response Count	5	
Mean	1.00	
Median	1.00	
Standard Deviation	0.00	

Major?

Major?		
Options	Count	Percentage
Declared	4	80.00%
Undeclared	1	20.00%
Statistics	Value	
Response Count	5	
Mean	1.00	
Median	1.00	
Standard Deviation	0.00	

Your Major? (List All)

Comments
Economic
Economics
econ
International economics and trade

Is this course required or strongly suggested for your major or intended major?

Is this course required or strongly suggested for your major or intended major?		
Options	Count	Percentage
Yes	1	25.00%
No	3	75.00%
Statistics		Value
Response Count		4
Mean		1.00
Median		1.00
Standard Deviation		0.00



Barnes, Kayleigh (ECON 121 DIS 106 IND ORG & PUB P) - Fa 2019 (Instructor Version)

Project Title: **Fall 2019 Evaluations**

Courses Audience: **18**
Responses Received: **9**
Response Ratio: **50.0%**

Subject Details

Name	ECON 121 DIS 106 IND ORG & PUB P
DEPT_NAME	ECON
DEPT_FORM	ECON
EVALUATION_TYPE	G
First Name	Kayleigh
Last Name	Barnes

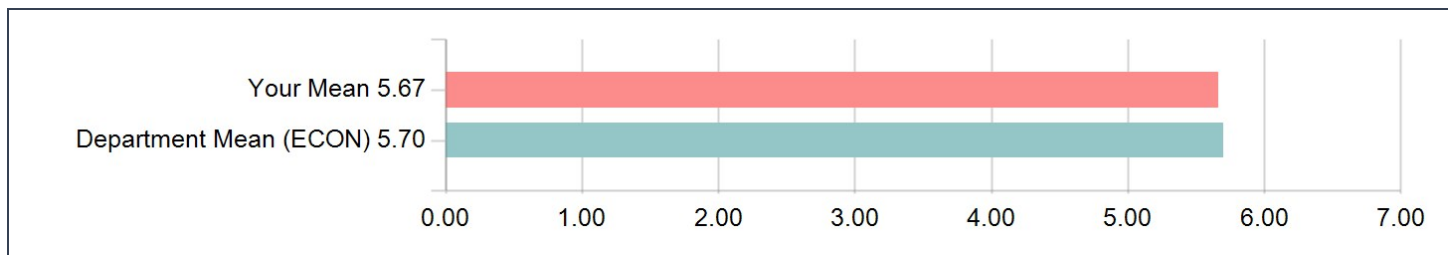
Creation Date: **Tuesday, January 21, 2020**

FOR YOUR INFORMATION: Please note that "Department Average" for each rating question is calculated using all sections in your department. This may include both Faculty and GSIs depending on whether the department has selected a question item to be used for both.

UNIVERSITY WIDE QUESTIONS (QUANTITATIVE/RATING):

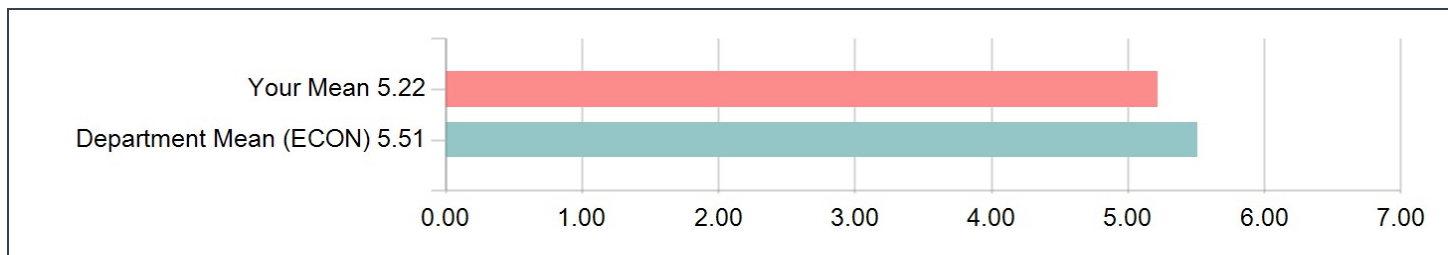
The items in this section are asked across all courses at Berkeley.

Considering both the limitations and possibilities of the subject matter and the course, how would you rate the overall effectiveness of this graduate student instructor?



Considering both the limitations and possibilities of the subject matter and the course, how would you rate the overall effectiveness of this graduate student instructor?		
Options	Count	Percentage
1-Not at all Effective	0	0.00%
2	0	0.00%
3	1	11.11%
4-Moderately Effective	1	11.11%
5	2	22.22%
6	1	11.11%
7-Extremely Effective	4	44.44%
Statistics	Value	
Response Count	9	
Mean	5.67	
Median	6.00	
Standard Deviation	1.50	

Considering both the limitations and possibilities of the subject matter and the course, how would you rate the overall effectiveness of this course?



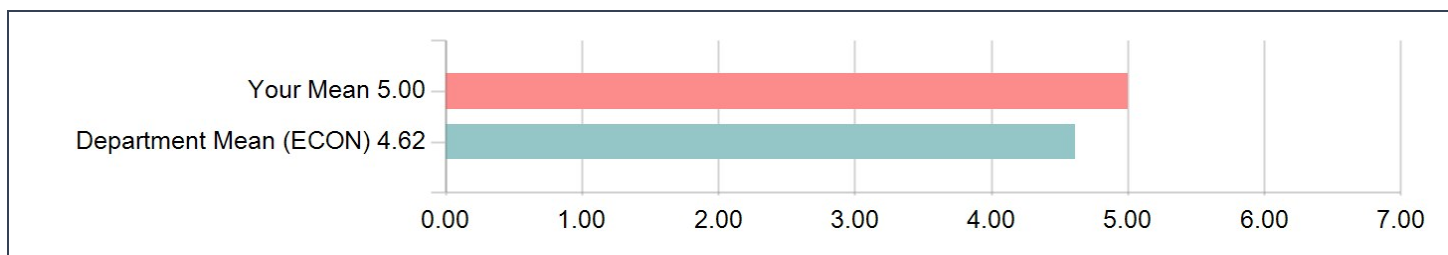
Considering both the limitations and possibilities of the subject matter and the course, how would you rate the overall effectiveness of this course?

Options	Count	Percentage
1-Not at all Effective	0	0.00%
2	1	11.11%
3	1	11.11%
4-Moderately Effective	1	11.11%
5	1	11.11%
6	2	22.22%
7-Extremely Effective	3	33.33%
Statistics	Value	
Response Count	9	
Mean	5.22	
Median	6.00	
Standard Deviation	1.86	

DEPARTMENT PROVIDED INSTRUCTOR QUESTIONS:

Items in this section were selected by ECON for inclusion on this evaluation.

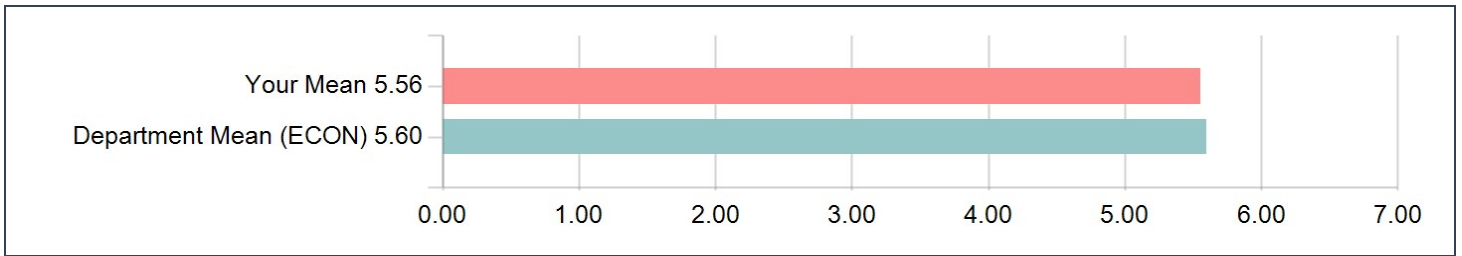
Considering my understanding of the material, the pace of the section meetings was
 1=Much too slow, 4=About right, 7=Much too fast



Considering my understanding of the material, the pace of the section meetings was
 1=Much too slow, 4=About right, 7=Much too fast

Options	Count	Percentage
1	0	0.00%
2	0	0.00%
3	1	11.11%
4	4	44.44%
5	1	11.11%
6	0	0.00%
7	3	33.33%
Statistics	Value	
Response Count	9	
Mean	5.00	
Median	4.00	
Standard Deviation	1.58	

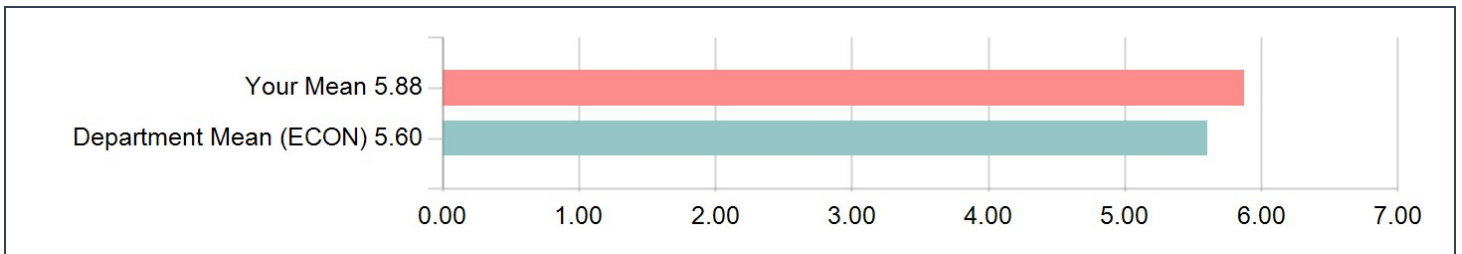
Considering how the professor structured the course, the material presented in section was
 1=Poorly chosen, 4=Satisfactory, 7=Excellent



Considering how the professor structured the course, the material presented in section was
 1=Poorly chosen, 4=Satisfactory, 7=Excellent

Options	Count	Percentage
1	0	0.00%
2	0	0.00%
3	1	11.11%
4	1	11.11%
5	2	22.22%
6	2	22.22%
7	3	33.33%
Statistics	Value	
Response Count	9	
Mean	5.56	
Median	6.00	
Standard Deviation	1.42	

From my perspective the graduate student instructor's grading appears to be
 1=Unfair, 4=Satisfactory, 7=Very conscientious



From my perspective the graduate student instructor's grading appears to be
1=Unfair, 4=Satisfactory, 7=Very conscientious

Options	Count	Percentage
1	0	0.00%
2	0	0.00%
3	1	12.50%
4	0	0.00%
5	2	25.00%
6	1	12.50%
7	4	50.00%
Statistics	Value	
Response Count	8	
Mean	5.88	
Median	6.50	
Standard Deviation	1.46	

DEPARTMENT PROVIDED COURSE QUESTIONS:

Items in this section were selected by ECON for inclusion on this evaluation.

Please identify what you consider to be the strengths of the course (or section).

Comments
Everything
deeper understanding of microeconomics and many real example which helps a lot
More related to final exam
Game theory thinking
no

Please identify area(s) where you think the course could be improved.

Comments
Nothing
Time is so limited, hope we have a review section
It can be more difficult in problem sets since sometimes it has nothing to do with the midterms
no

What advice would you give to another student who is considering taking this course?

Comments
Go to section
Taking a course about game theory first, that's could help a lot
Don't miss sections
Try to study as much as you can focusing in the mathematical part of the course
no

DEPARTMENT PROVIDED STUDENT INFORMATION QUESTIONS

Items in this section were selected by ECON for inclusion on this evaluation.

On average, how many hours per week have you spent on this course, including attending classes, doing readings, reviewing notes, writing papers, and any other course-related work?

On average, how many hours per week have you spent on this course, including attending classes, doing readings, reviewing notes, writing papers, and any other course-related work?		
Options	Count	Percentage
3 or fewer	2	22.22%
4-6	1	11.11%
7-9	3	33.33%
10-12	2	22.22%
13-15	0	0.00%
16-18	0	0.00%
More than 18	1	11.11%
Statistics	Value	
Response Count	9	
Mean	1.00	
Median	1.00	
Standard Deviation	0.00	

How many class (or section) sessions did you attend?

How many class (or section) sessions did you attend?		
Options	Count	Percentage
None	0	0.00%
Fewer than half	1	12.50%
About half	2	25.00%
More than half	1	12.50%
All	4	50.00%
Statistics	Value	
Response Count	8	
Mean	1.00	
Median	1.00	
Standard Deviation	0.00	

Class?

Class?		
Options	Count	Percentage
Freshman	0	0.00%
Sophomore	0	0.00%
Junior	3	33.33%
Senior	4	44.44%
Graduate - First Year	0	0.00%
Graduate - Second Year	0	0.00%
Graduate - Third Year	0	0.00%
Graduate - Fourth Year and Beyond	0	0.00%
Visiting Student/Concurrent Enrollment	2	22.22%
Statistics	Value	
Response Count	9	
Mean	1.00	
Median	1.00	
Standard Deviation	0.00	

Major?

Major?		
Options	Count	Percentage
Declared	3	42.86%
Undeclared	4	57.14%
Statistics	Value	
Response Count	7	
Mean	1.00	
Median	1.00	
Standard Deviation	0.00	

Your Major? (List All)

Comments
Econ
Business administration
Finance
Econ Major
econ

Is this course required or strongly suggested for your major or intended major?

Is this course required or strongly suggested for your major or intended major?		
Options	Count	Percentage
Yes	7	87.50%
No	1	12.50%
Statistics	Value	
Response Count	8	
Mean	1.00	
Median	1.00	
Standard Deviation	0.00	

Project Title: **Spring 2022 Evaluations**

Courses Audience: **20**
Responses Received: **5**
Response Ratio: **25.00%**

Subject Details

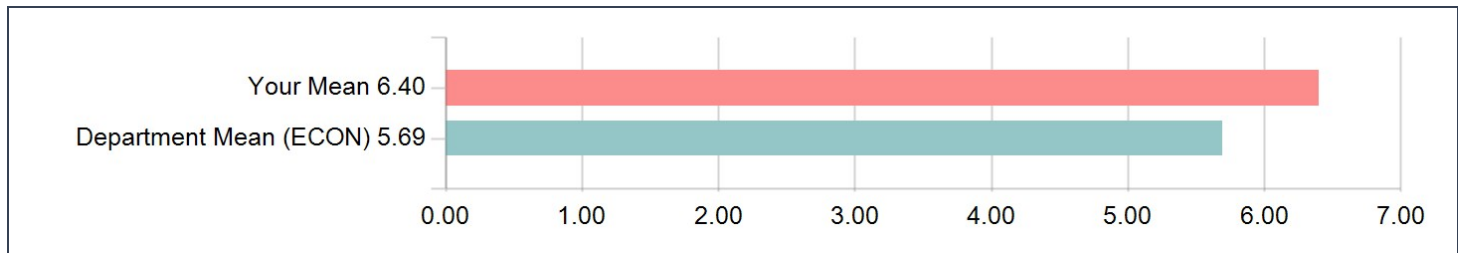
Name	ECON 121 DIS 101 IND ORG & PUB P
DEPT_NAME	ECON
DEPT_FORM	ECON
EVALUATION_TYPE	G
First Name	Kayleigh
Last Name	Barnes

FOR YOUR INFORMATION: Please note that "Department Mean" for each rating question is calculated using all sections in your department. This may include both Faculty and GSIs depending on whether the department has selected a question item to be used for both.

UNIVERSITY WIDE QUESTIONS (QUANTITATIVE/RATING):

The items in this section are asked across all courses at Berkeley.

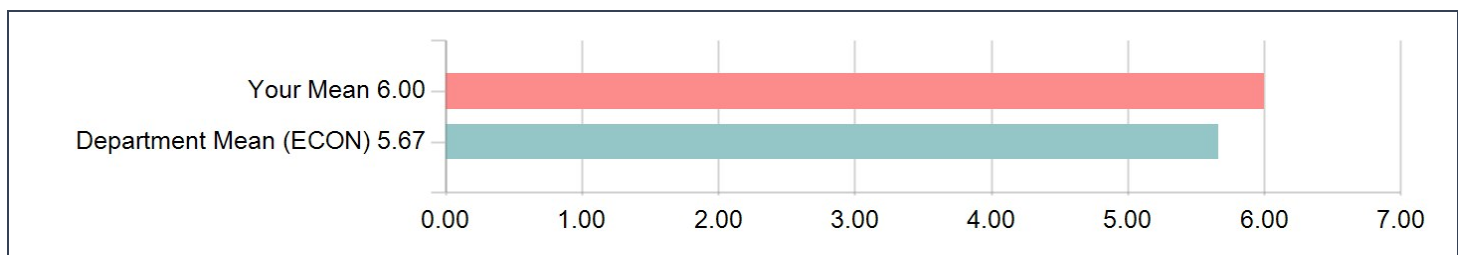
Considering both the limitations and possibilities of the subject matter and the course, how would you rate the overall effectiveness of this graduate student instructor?



Considering both the limitations and possibilities of the subject matter and the course, how would you rate the overall effectiveness of this graduate student instructor?

Options	Count	Percentage
1-Not at all Effective	0	0.00%
2	0	0.00%
3	0	0.00%
4-Moderately Effective	1	20.00%
5	0	0.00%
6	0	0.00%
7-Extremely Effective	4	80.00%
Statistics	Value	
Response Count	5	
Mean	6.40	
Median	7.00	
Standard Deviation	1.34	

Considering both the limitations and possibilities of the subject matter and the course, how would you rate the overall effectiveness of this course?



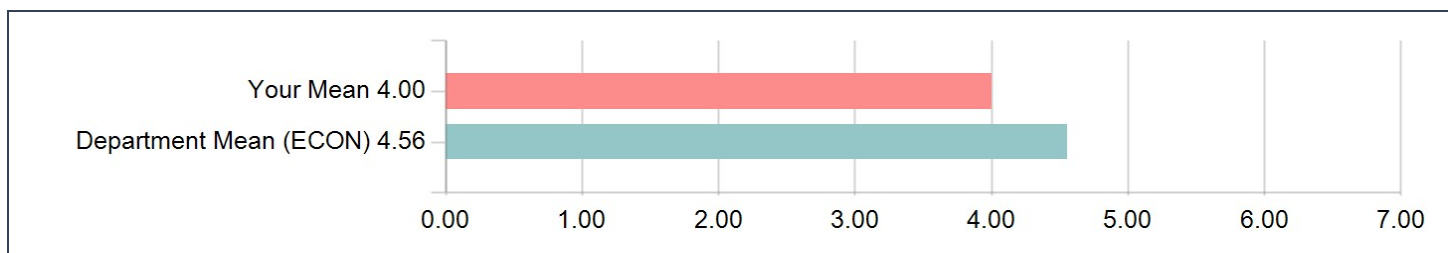
Considering both the limitations and possibilities of the subject matter and the course, how would you rate the overall effectiveness of this course?

Options	Count	Percentage
1-Not at all Effective	0	0.00%
2	0	0.00%
3	0	0.00%
4-Moderately Effective	1	20.00%
5	0	0.00%
6	2	40.00%
7-Extremely Effective	2	40.00%
Statistics	Value	
Response Count	5	
Mean	6.00	
Median	6.00	
Standard Deviation	1.22	

DEPARTMENT PROVIDED INSTRUCTOR QUESTIONS:

Items in this section were selected by ECON for inclusion on this evaluation.

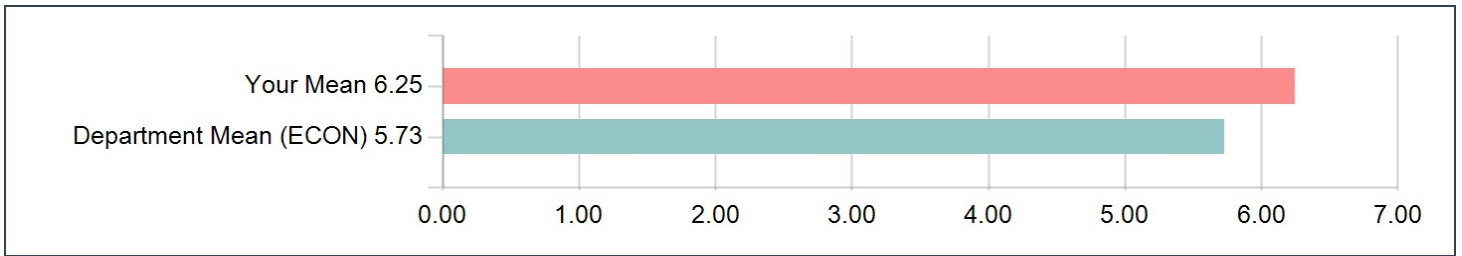
Considering my understanding of the material, the pace of the section meetings was
 1=Much too slow, 4=About right, 7=Much too fast



Considering my understanding of the material, the pace of the section meetings was
 1=Much too slow, 4=About right, 7=Much too fast

Options	Count	Percentage
1	0	0.00%
2	0	0.00%
3	0	0.00%
4	4	100.00%
5	0	0.00%
6	0	0.00%
7	0	0.00%
Statistics	Value	
Response Count	4	
Mean	4.00	
Median	4.00	
Standard Deviation	0.00	

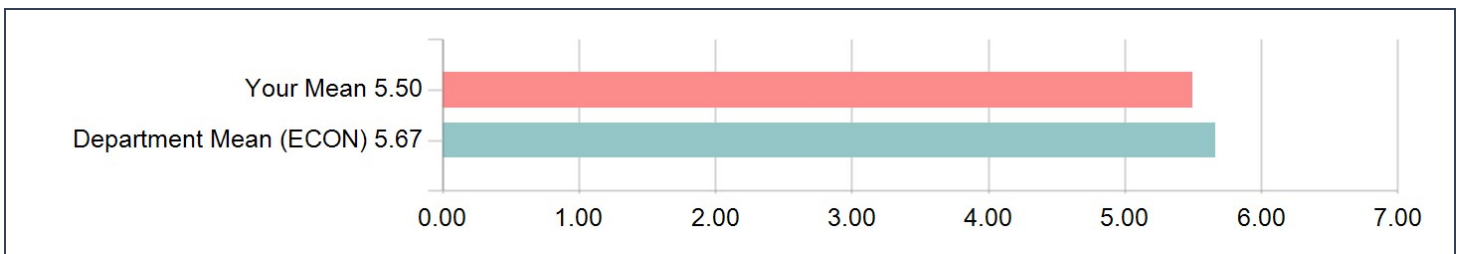
Considering how the professor structured the course, the material presented in section was
 1=Poorly chosen, 4=Satisfactory, 7=Excellent



Considering how the professor structured the course, the material presented in section was
 1=Poorly chosen, 4=Satisfactory, 7=Excellent

Options	Count	Percentage
1	0	0.00%
2	0	0.00%
3	0	0.00%
4	1	25.00%
5	0	0.00%
6	0	0.00%
7	3	75.00%
Statistics	Value	
Response Count	4	
Mean	6.25	
Median	7.00	
Standard Deviation	1.50	

From my perspective the graduate student instructor's grading appears to be
 1=Unfair, 4=Satisfactory, 7=Very conscientious



From my perspective the graduate student instructor's grading appears to be
1=Unfair, 4=Satisfactory, 7=Very conscientious

Options	Count	Percentage
1	0	0.00%
2	0	0.00%
3	0	0.00%
4	2	50.00%
5	0	0.00%
6	0	0.00%
7	2	50.00%
Statistics	Value	
Response Count	4	
Mean	5.50	
Median	5.50	
Standard Deviation	1.73	

DEPARTMENT PROVIDED COURSE QUESTIONS:

Items in this section were selected by ECON for inclusion on this evaluation.

Please identify what you consider to be the strengths of the course (or section).

Comments

Transparent and interesting topics

I believe that the sections with Kayleigh complements the lectures, in terms of her explaining the material that has been presented in lecture. Exercises in the sections also serve really well to prepare for the exams.

Please identify area(s) where you think the course could be improved.

Comments

Some of the lectures could be more focused towards the questions we will get on the exam/midterm.

As far as sections, none really.

What advice would you give to another student who is considering taking this course?

Comments

Take it, a lot of interesting topics.

Attend the sections, they are priceless.

DEPARTMENT PROVIDED STUDENT INFORMATION QUESTIONS

Items in this section were selected by ECON for inclusion on this evaluation.

On average, how many hours per week have you spent on this course, including attending classes, doing readings, reviewing notes, writing papers, and any other course-related work?

On average, how many hours per week have you spent on this course, including attending classes, doing readings, reviewing notes, writing papers, and any other course-related work?		
Options	Count	Percentage
3 or fewer	1	20.00%
4-6	2	40.00%
7-9	1	20.00%
10-12	0	0.00%
13-15	1	20.00%
16-18	0	0.00%
More than 18	0	0.00%
Statistics	Value	
Response Count	5	
Mean	1.00	
Median	1.00	
Standard Deviation	0.00	

How many class (or section) sessions did you attend?

How many class (or section) sessions did you attend?		
Options	Count	Percentage
None	1	20.00%
Fewer than half	0	0.00%
About half	0	0.00%
More than half	0	0.00%
All	4	80.00%
Statistics	Value	
Response Count	5	
Mean	1.00	
Median	1.00	
Standard Deviation	0.00	

Class?

Class?		
Options	Count	Percentage
Freshman	0	0.00%
Sophomore	0	0.00%
Junior	1	20.00%
Senior	1	20.00%
Graduate - First Year	0	0.00%
Graduate - Second Year	0	0.00%
Graduate - Third Year	0	0.00%
Graduate - Fourth Year and Beyond	0	0.00%
Visiting Student/Concurrent Enrollment	3	60.00%
Statistics	Value	
Response Count	5	
Mean	1.00	
Median	1.00	
Standard Deviation	0.00	

Major?

Major?		
Options	Count	Percentage
Declared	4	100.00%
Undeclared	0	0.00%
Statistics	Value	
Response Count	4	
Mean	1.00	
Median	1.00	
Standard Deviation	0.00	

Your Major? (List All)

Comments
cs, data science, econ, applied math, statistics
Economics
Finance
Economics
accounting

Is this course required or strongly suggested for your major or intended major?

Is this course required or strongly suggested for your major or intended major?		
Options	Count	Percentage
Yes	1	20.00%
No	4	80.00%
Statistics		Value
Response Count		5
Mean		1.00
Median		1.00
Standard Deviation		0.00

Project Title: **Spring 2022 Evaluations**

Courses Audience: **10**
Responses Received: **3**
Response Ratio: **30.0%**

Subject Details

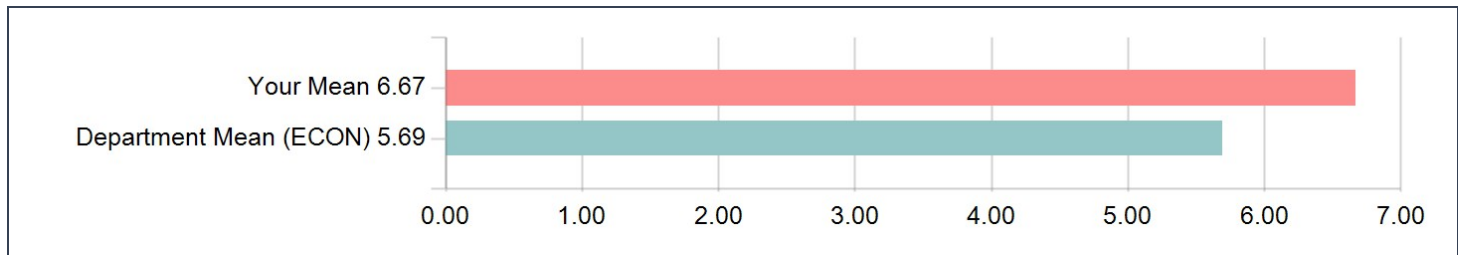
Name	ECON 121 DIS 103 IND ORG & PUB P
DEPT_NAME	ECON
DEPT_FORM	ECON
EVALUATION_TYPE	G
First Name	Kayleigh
Last Name	Barnes

FOR YOUR INFORMATION: Please note that "Department Mean" for each rating question is calculated using all sections in your department. This may include both Faculty and GSIs depending on whether the department has selected a question item to be used for both.

UNIVERSITY WIDE QUESTIONS (QUANTITATIVE/RATING):

The items in this section are asked across all courses at Berkeley.

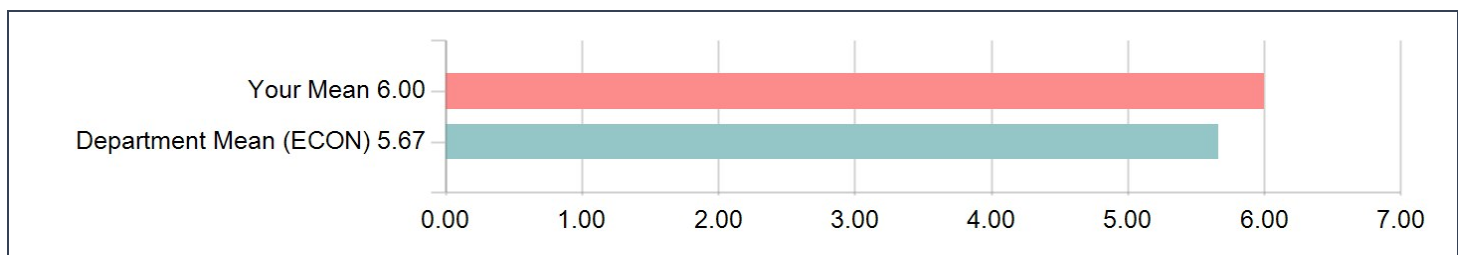
Considering both the limitations and possibilities of the subject matter and the course, how would you rate the overall effectiveness of this graduate student instructor?



Considering both the limitations and possibilities of the subject matter and the course, how would you rate the overall effectiveness of this graduate student instructor?

Options	Count	Percentage
1-Not at all Effective	0	0.00%
2	0	0.00%
3	0	0.00%
4-Moderately Effective	0	0.00%
5	0	0.00%
6	1	33.33%
7-Extremely Effective	2	66.67%
Statistics	Value	
Response Count	3	
Mean	6.67	
Median	7.00	
Standard Deviation	0.58	

Considering both the limitations and possibilities of the subject matter and the course, how would you rate the overall effectiveness of this course?



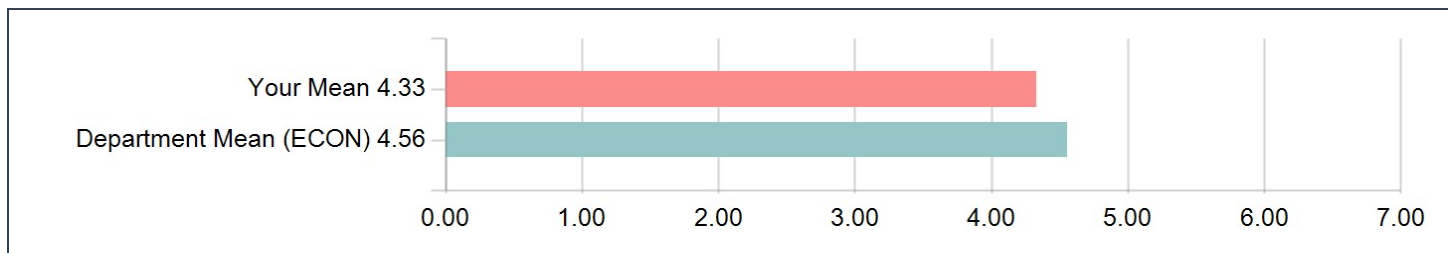
Considering both the limitations and possibilities of the subject matter and the course, how would you rate the overall effectiveness of this course?

Options	Count	Percentage
1-Not at all Effective	0	0.00%
2	0	0.00%
3	0	0.00%
4-Moderately Effective	1	33.33%
5	0	0.00%
6	0	0.00%
7-Extremely Effective	2	66.67%
Statistics	Value	
Response Count	3	
Mean	6.00	
Median	7.00	
Standard Deviation	1.73	

DEPARTMENT PROVIDED INSTRUCTOR QUESTIONS:

Items in this section were selected by ECON for inclusion on this evaluation.

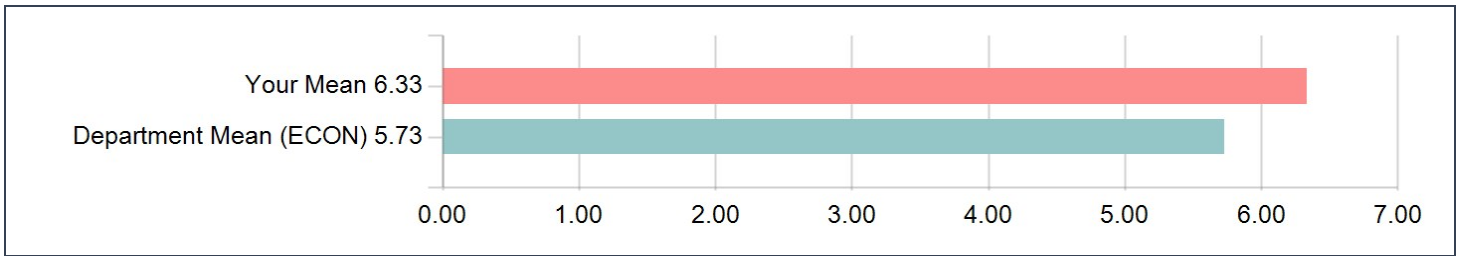
Considering my understanding of the material, the pace of the section meetings was
 1=Much too slow, 4=About right, 7=Much too fast



Considering my understanding of the material, the pace of the section meetings was
 1=Much too slow, 4=About right, 7=Much too fast

Options	Count	Percentage
1	0	0.00%
2	0	0.00%
3	0	0.00%
4	2	66.67%
5	1	33.33%
6	0	0.00%
7	0	0.00%
Statistics	Value	
Response Count	3	
Mean	4.33	
Median	4.00	
Standard Deviation	0.58	

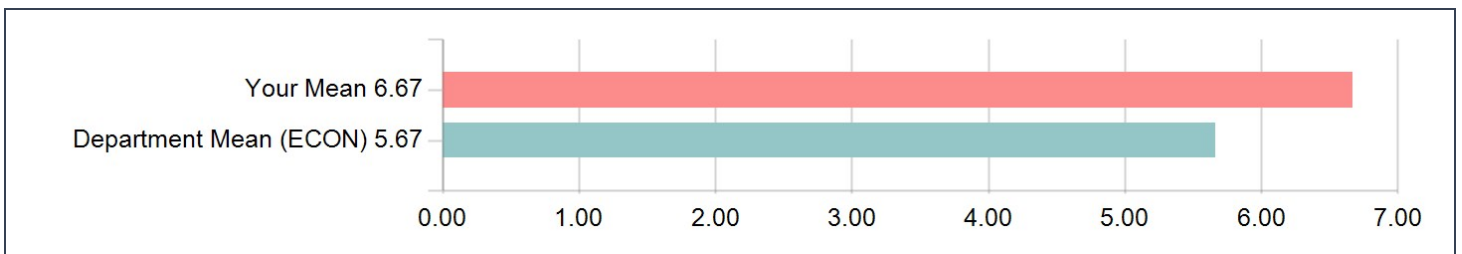
Considering how the professor structured the course, the material presented in section was
 1=Poorly chosen, 4=Satisfactory, 7=Excellent



Considering how the professor structured the course, the material presented in section was
 1=Poorly chosen, 4=Satisfactory, 7=Excellent

Options	Count	Percentage
1	0	0.00%
2	0	0.00%
3	0	0.00%
4	0	0.00%
5	1	33.33%
6	0	0.00%
7	2	66.67%
Statistics	Value	
Response Count	3	
Mean	6.33	
Median	7.00	
Standard Deviation	1.15	

From my perspective the graduate student instructor's grading appears to be
 1=Unfair, 4=Satisfactory, 7=Very conscientious



From my perspective the graduate student instructor's grading appears to be
1=Unfair, 4=Satisfactory, 7=Very conscientious

Options	Count	Percentage
1	0	0.00%
2	0	0.00%
3	0	0.00%
4	0	0.00%
5	0	0.00%
6	1	33.33%
7	2	66.67%
Statistics	Value	
Response Count	3	
Mean	6.67	
Median	7.00	
Standard Deviation	0.58	

DEPARTMENT PROVIDED COURSE QUESTIONS:

Items in this section were selected by ECON for inclusion on this evaluation.

Please identify what you consider to be the strengths of the course (or section).

Comments
I think a lot of examples covered in discussions are very helpful.
Helpful for homework assignment
Section helped a lot with gaining clarification on concepts from lecture as well as getting in practice problems. The problem walkthroughs were the most helpful because it broke down the problem in digestible ways and made the process of solving more understandable. The pace is not too slow or fast and Kayleigh always makes sure to pause to see if anyone has questions.

Please identify area(s) where you think the course could be improved.

Comments
na
NA
Getting student engagement is difficult, especially when few students attend but it is an area that can be improved upon. Kayleigh did what she could to get us to participate but most times we were silent or did not know how to answer. However, I appreciate how she didn't force people to speak.

What advice would you give to another student who is considering taking this course?

Comments
Maybe to look deeper into the questions and compare it with real-world cases.
NA
I would recommend them to attend sections because it is the best way to get practice in. Homework assignments were limited in the topics covered so section is the only way to get further depth into each topic explained in lecture. Also, Kayleigh answered all questions with clarity and overall provided much aid.

DEPARTMENT PROVIDED STUDENT INFORMATION QUESTIONS

Items in this section were selected by ECON for inclusion on this evaluation.

On average, how many hours per week have you spent on this course, including attending classes, doing readings, reviewing notes, writing papers, and any other course-related work?

On average, how many hours per week have you spent on this course, including attending classes, doing readings, reviewing notes, writing papers, and any other course-related work?		
Options	Count	Percentage
3 or fewer	1	33.33%
4-6	2	66.67%
7-9	0	0.00%
10-12	0	0.00%
13-15	0	0.00%
16-18	0	0.00%
More than 18	0	0.00%
Statistics	Value	
Response Count	3	
Mean	1.00	
Median	1.00	
Standard Deviation	0.00	

How many class (or section) sessions did you attend?

How many class (or section) sessions did you attend?		
Options	Count	Percentage
None	0	0.00%
Fewer than half	1	33.33%
About half	1	33.33%
More than half	0	0.00%
All	1	33.33%
Statistics	Value	
Response Count	3	
Mean	1.00	
Median	1.00	
Standard Deviation	0.00	

Class?

Class?		
Options	Count	Percentage
Freshman	0	0.00%
Sophomore	0	0.00%
Junior	1	33.33%
Senior	2	66.67%
Graduate - First Year	0	0.00%
Graduate - Second Year	0	0.00%
Graduate - Third Year	0	0.00%
Graduate - Fourth Year and Beyond	0	0.00%
Visiting Student/Concurrent Enrollment	0	0.00%
Statistics	Value	
Response Count	3	
Mean	1.00	
Median	1.00	
Standard Deviation	0.00	

Major?

Major?		
Options	Count	Percentage
Declared	3	100.00%
Undeclared	0	0.00%
Statistics	Value	
Response Count	3	
Mean	1.00	
Median	1.00	
Standard Deviation	0.00	

Your Major? (List All)

Comments
Applied math and statistics
Economic
Economics

Is this course required or strongly suggested for your major or intended major?

Is this course required or strongly suggested for your major or intended major?		
Options	Count	Percentage
Yes	3	100.00%
No	0	0.00%
Statistics	Value	
Response Count	3	
Mean	1.00	
Median	1.00	
Standard Deviation	0.00	

Project Title: **Spring 2022 Evaluations**

Courses Audience: **11**
Responses Received: **2**
Response Ratio: **18.18%**

Subject Details

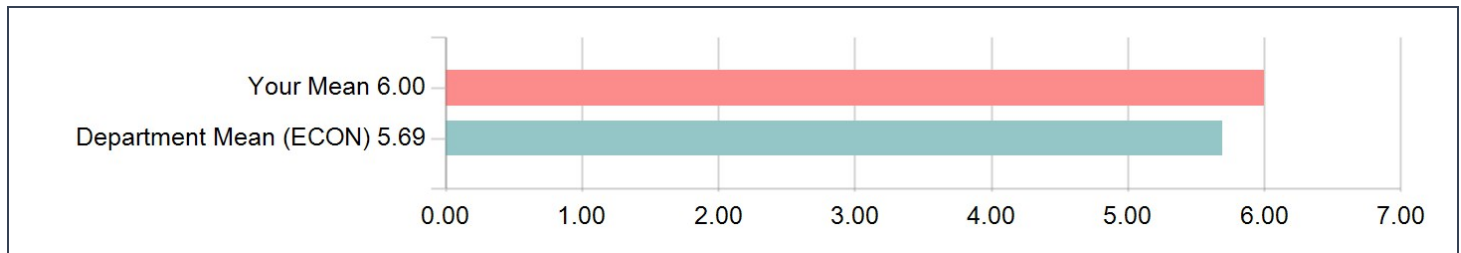
Name	ECON 121 DIS 105 IND ORG & PUB P
DEPT_NAME	ECON
DEPT_FORM	ECON
EVALUATION_TYPE	G
First Name	Kayleigh
Last Name	Barnes

FOR YOUR INFORMATION: Please note that "Department Mean" for each rating question is calculated using all sections in your department. This may include both Faculty and GSIs depending on whether the department has selected a question item to be used for both.

UNIVERSITY WIDE QUESTIONS (QUANTITATIVE/RATING):

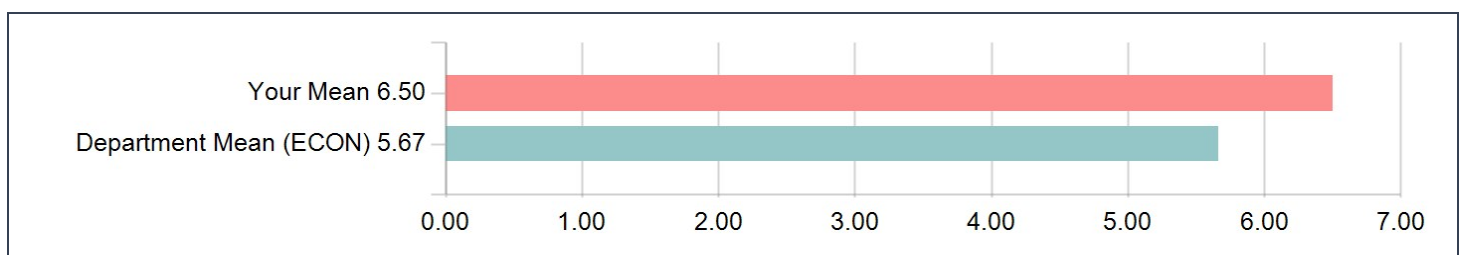
The items in this section are asked across all courses at Berkeley.

Considering both the limitations and possibilities of the subject matter and the course, how would you rate the overall effectiveness of this graduate student instructor?



Considering both the limitations and possibilities of the subject matter and the course, how would you rate the overall effectiveness of this graduate student instructor?		
Options	Count	Percentage
1-Not at all Effective	0	0.00%
2	0	0.00%
3	0	0.00%
4-Moderately Effective	0	0.00%
5	1	50.00%
6	0	0.00%
7-Extremely Effective	1	50.00%
Statistics	Value	
Response Count	2	
Mean	6.00	
Median	6.00	
Standard Deviation	1.41	

Considering both the limitations and possibilities of the subject matter and the course, how would you rate the overall effectiveness of this course?



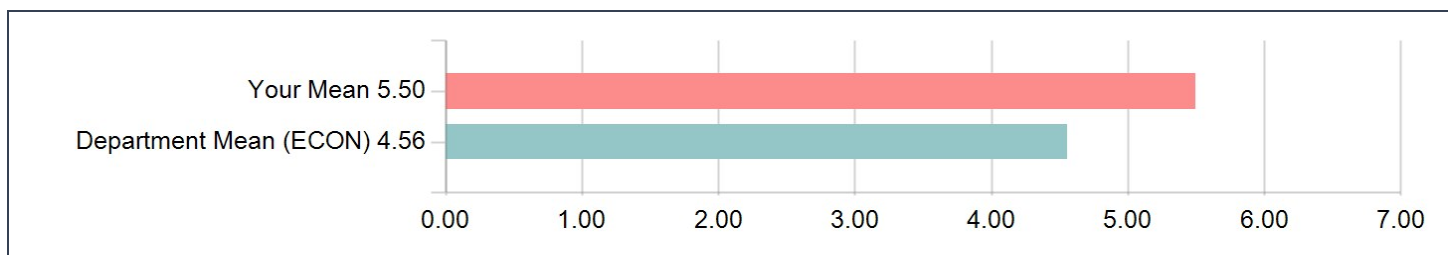
Considering both the limitations and possibilities of the subject matter and the course, how would you rate the overall effectiveness of this course?

Options	Count	Percentage
1-Not at all Effective	0	0.00%
2	0	0.00%
3	0	0.00%
4-Moderately Effective	0	0.00%
5	0	0.00%
6	1	50.00%
7-Extremely Effective	1	50.00%
Statistics	Value	
Response Count	2	
Mean	6.50	
Median	6.50	
Standard Deviation	0.71	

DEPARTMENT PROVIDED INSTRUCTOR QUESTIONS:

Items in this section were selected by ECON for inclusion on this evaluation.

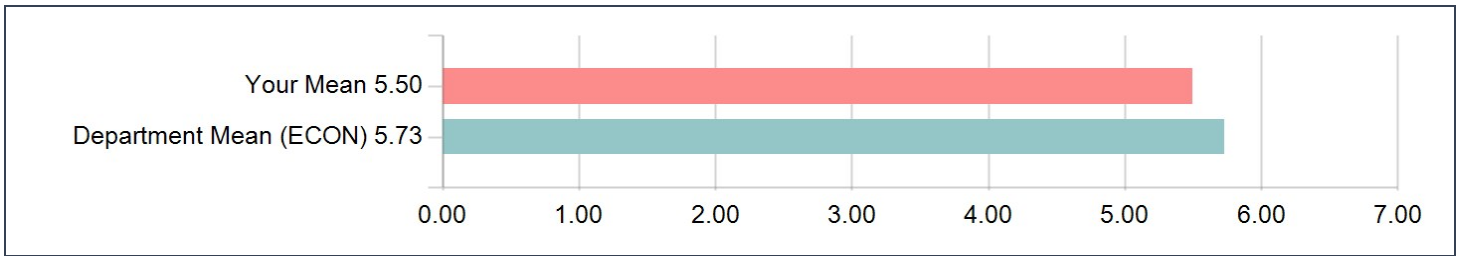
Considering my understanding of the material, the pace of the section meetings was
 1=Much too slow, 4=About right, 7=Much too fast



Considering my understanding of the material, the pace of the section meetings was
 1=Much too slow, 4=About right, 7=Much too fast

Options	Count	Percentage
1	0	0.00%
2	0	0.00%
3	0	0.00%
4	1	50.00%
5	0	0.00%
6	0	0.00%
7	1	50.00%
Statistics	Value	
Response Count	2	
Mean	5.50	
Median	5.50	
Standard Deviation	2.12	

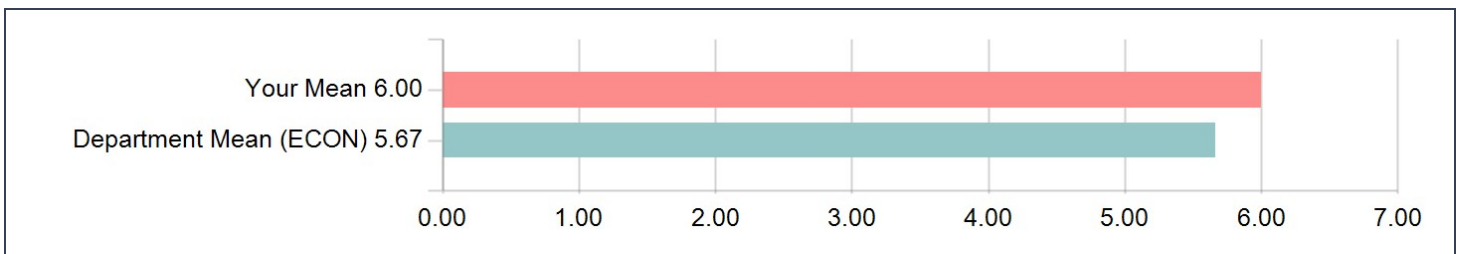
Considering how the professor structured the course, the material presented in section was
 1=Poorly chosen, 4=Satisfactory, 7=Excellent



Considering how the professor structured the course, the material presented in section was
 1=Poorly chosen, 4=Satisfactory, 7=Excellent

Options	Count	Percentage
1	0	0.00%
2	0	0.00%
3	0	0.00%
4	1	50.00%
5	0	0.00%
6	0	0.00%
7	1	50.00%
Statistics	Value	
Response Count	2	
Mean	5.50	
Median	5.50	
Standard Deviation	2.12	

From my perspective the graduate student instructor's grading appears to be
 1=Unfair, 4=Satisfactory, 7=Very conscientious



From my perspective the graduate student instructor's grading appears to be
1=Unfair, 4=Satisfactory, 7=Very conscientious

Options	Count	Percentage
1	0	0.00%
2	0	0.00%
3	0	0.00%
4	0	0.00%
5	1	50.00%
6	0	0.00%
7	1	50.00%
Statistics	Value	
Response Count	2	
Mean	6.00	
Median	6.00	
Standard Deviation	1.41	

DEPARTMENT PROVIDED COURSE QUESTIONS:

Items in this section were selected by ECON for inclusion on this evaluation.

Please identify what you consider to be the strengths of the course (or section).

Comments

Very approachable during office hours and knew the course material very well

Please identify area(s) where you think the course could be improved.

Comments

n/a

What advice would you give to another student who is considering taking this course?

Comments

Do practice problems and go to section

DEPARTMENT PROVIDED STUDENT INFORMATION QUESTIONS

Items in this section were selected by ECON for inclusion on this evaluation.

On average, how many hours per week have you spent on this course, including attending classes, doing readings, reviewing notes, writing papers, and any other course-related work?

On average, how many hours per week have you spent on this course, including attending classes, doing readings, reviewing notes, writing papers, and any other course-related work?		
Options	Count	Percentage
3 or fewer	0	0.00%
4-6	1	50.00%
7-9	0	0.00%
10-12	0	0.00%
13-15	0	0.00%
16-18	0	0.00%
More than 18	1	50.00%
Statistics	Value	
Response Count	2	
Mean	1.00	
Median	1.00	
Standard Deviation	0.00	

How many class (or section) sessions did you attend?

How many class (or section) sessions did you attend?		
Options	Count	Percentage
None	0	0.00%
Fewer than half	0	0.00%
About half	0	0.00%
More than half	0	0.00%
All	2	100.00%
Statistics	Value	
Response Count	2	
Mean	1.00	
Median	1.00	
Standard Deviation	0.00	

Class?

Class?		
Options	Count	Percentage
Freshman	0	0.00%
Sophomore	1	50.00%
Junior	1	50.00%
Senior	0	0.00%
Graduate - First Year	0	0.00%
Graduate - Second Year	0	0.00%
Graduate - Third Year	0	0.00%
Graduate - Fourth Year and Beyond	0	0.00%
Visiting Student/Concurrent Enrollment	0	0.00%
Statistics		Value
Response Count		2
Mean		1.00
Median		1.00
Standard Deviation		0.00

Major?

Major?		
Options	Count	Percentage
Declared	2	100.00%
Undeclared	0	0.00%
Statistics		Value
Response Count		2
Mean		1.00
Median		1.00
Standard Deviation		0.00

Your Major? (List All)

Comments
Economics
Economics

Is this course required or strongly suggested for your major or intended major?

Is this course required or strongly suggested for your major or intended major?		
Options	Count	Percentage
Yes	1	50.00%
No	1	50.00%
Statistics		Value
Response Count		2
Mean		1.00
Median		1.00
Standard Deviation		0.00

Project Title: **Fall 2020 Evaluations**

Courses Audience: **212**
Responses Received: **65**
Response Ratio: **30.66%**

Subject Details

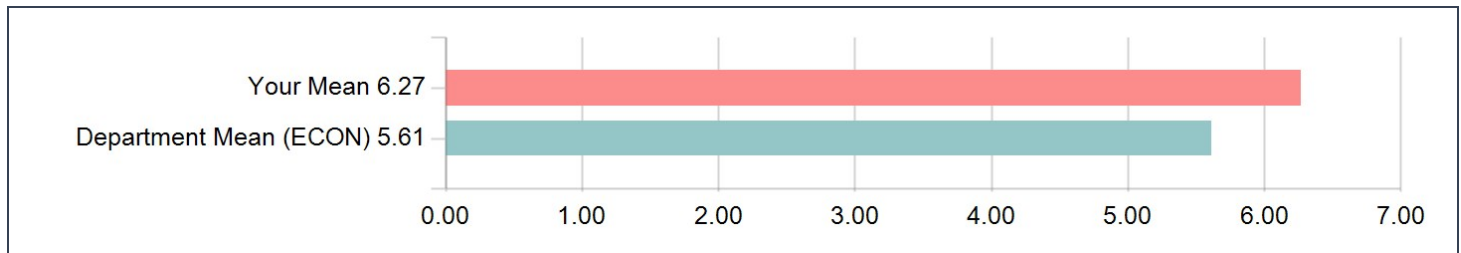
Name	ECON 119 LEC 001 PSYCH AND ECON (EVAL FOR GSI)
DEPT_NAME	ECON
DEPT_FORM	ECON
EVALUATION_TYPE	G
First Name	Kayleigh
Last Name	Barnes

FOR YOUR INFORMATION: Please note that "Department Mean" for each rating question is calculated using all sections in your department. This may include both Faculty and GSIs depending on whether the department has selected a question item to be used for both.

UNIVERSITY WIDE QUESTIONS (QUANTITATIVE/RATING):

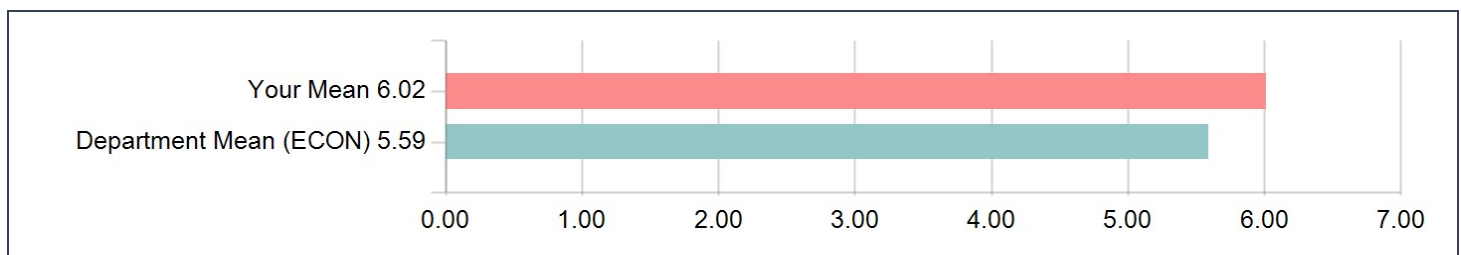
The items in this section are asked across all courses at Berkeley.

Considering both the limitations and possibilities of the subject matter and the course, how would you rate the overall effectiveness of this graduate student instructor?



Considering both the limitations and possibilities of the subject matter and the course, how would you rate the overall effectiveness of this graduate student instructor?		
Options	Count	Percentage
1-Not at all Effective	0	0.00%
2	1	1.67%
3	0	0.00%
4-Moderately Effective	2	3.33%
5	6	10.00%
6	21	35.00%
7-Extremely Effective	30	50.00%
Statistics	Value	
Response Count	60	
Mean	6.27	
Median	6.50	
Standard Deviation	0.97	

Considering both the limitations and possibilities of the subject matter and the course, how would you rate the overall effectiveness of this course?



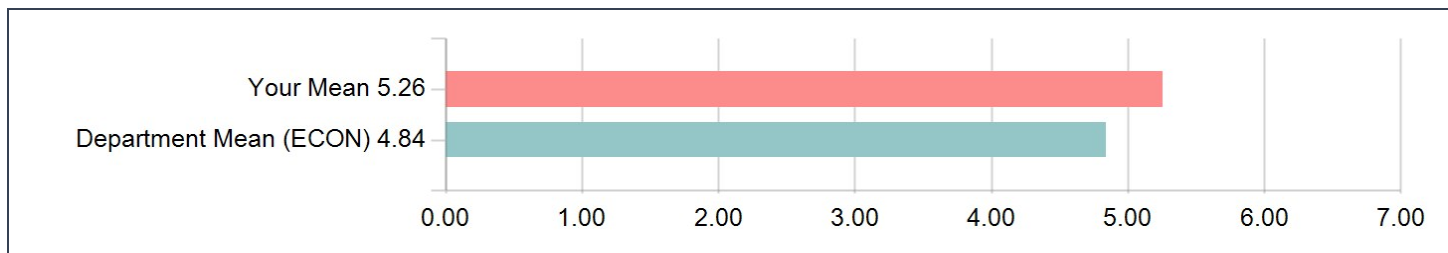
Considering both the limitations and possibilities of the subject matter and the course, how would you rate the overall effectiveness of this course?

Options	Count	Percentage
1-Not at all Effective	0	0.00%
2	0	0.00%
3	0	0.00%
4-Moderately Effective	5	8.47%
5	8	13.56%
6	27	45.76%
7-Extremely Effective	19	32.20%
Statistics	Value	
Response Count	59	
Mean	6.02	
Median	6.00	
Standard Deviation	0.90	

DEPARTMENT PROVIDED INSTRUCTOR QUESTIONS:

Items in this section were selected by ECON for inclusion on this evaluation.

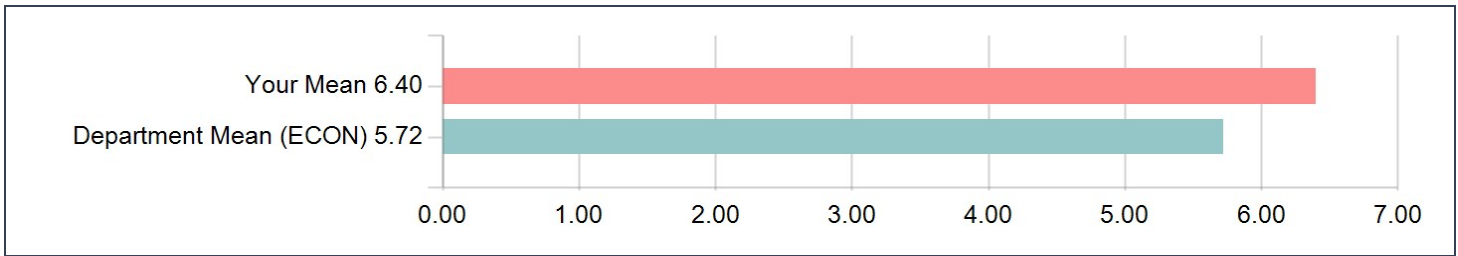
Considering my understanding of the material, the pace of the section meetings was
 1=Much too slow, 4=About right, 7=Much too fast



Considering my understanding of the material, the pace of the section meetings was
 1=Much too slow, 4=About right, 7=Much too fast

Options	Count	Percentage
1	0	0.00%
2	0	0.00%
3	2	3.45%
4	27	46.55%
5	3	5.17%
6	6	10.34%
7	20	34.48%
Statistics	Value	
Response Count	58	
Mean	5.26	
Median	4.50	
Standard Deviation	1.43	

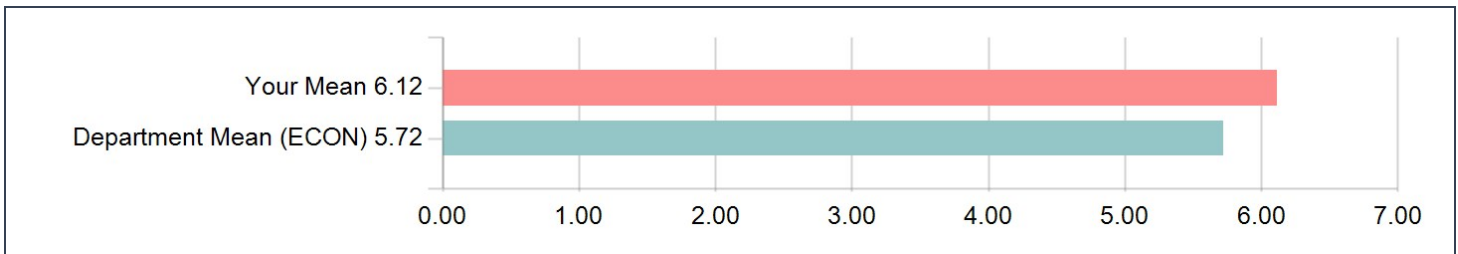
Considering how the professor structured the course, the material presented in section was
 1=Poorly chosen, 4=Satisfactory, 7=Excellent



Considering how the professor structured the course, the material presented in section was
 1=Poorly chosen, 4=Satisfactory, 7=Excellent

Options	Count	Percentage
1	0	0.00%
2	0	0.00%
3	0	0.00%
4	5	8.62%
5	4	6.90%
6	12	20.69%
7	37	63.79%
Statistics	Value	
Response Count	58	
Mean	6.40	
Median	7.00	
Standard Deviation	0.95	

From my perspective the graduate student instructor's grading appears to be
 1=Unfair, 4=Satisfactory, 7=Very conscientious



From my perspective the graduate student instructor's grading appears to be

1=Unfair, 4=Satisfactory, 7=Very conscientious

Options	Count	Percentage
1	0	0.00%
2	1	1.96%
3	0	0.00%
4	6	11.76%
5	5	9.80%
6	12	23.53%
7	27	52.94%
Statistics	Value	
Response Count	51	
Mean	6.12	
Median	7.00	
Standard Deviation	1.19	

DEPARTMENT PROVIDED COURSE QUESTIONS:

Items in this section were selected by ECON for inclusion on this evaluation.

Please identify what you consider to be the strengths of the course (or section).

Comments
Just putting 7's for every box to gas you guys up. Never met any of you and the section materials were really only OK. probably did your best though and if I were in grad school I think I'd want all 7's.
It was asynchronous this semester, so it allows for flexibility and learning at your own pace.
ALL of the GSI's were awesome and did a great job!
Interesting, relatable, creative exercises for section handouts! Clear explanations and real life examples in videos
The content covered is relevant to improving our understanding of course material.
The GSIs pick very relevant practice questions that are essential to the understanding of class concepts.
Out of all the GSI's I felt that Kayleigh was an amazing and highly effective educator. They found ways to explain the lecture material/concepts in much easier and understandable ways. I went to their office hours almost every week and I felt very supported. They did not hesitate to explain the same thing multiple times until I understood it. One of the best GSI's I have had while at Cal for sure!
Max was also very effective. I appreciated how thorough his sections were and the additional resources they linked. Also seemed very approachable and willing to help.
All of the GSIs, through their asynchronous section videos and office hours, are good at explaining the concepts and the intuition(s) behind them.
I liked the recorded sections a lot. Although they were often very long, it was very useful in providing context and practice of lecture material.
I really enjoyed the section videos that were put out. I think the best part was the problem sections of the section lectures.
Explain clearly and well all material.
The section material corresponds well with what is asked on the problem sets. In this way it is useful.
Interesting ideas that are highly related to daily life and observations.
Asynchronous section was incredibly unhelpful and i felt extremely disconnected from other students because no part of the class was designed to encourage collaboration or helping each other. Kayleigh's office hours were the closest thing to a discussion section, but it sucked that you had to go out of your way to obtain that contact– I would often skip my other Friday classes just to attend office hours because I did not feel like I could ask questions freely in any other setting.
The organization of the videos was very helpful. Kayleigh's videos were especially engaging, helpful and just how I wanted to learn. Peter's videos used questions that explained the concepts well.
Max was a really standout GSI and was super available for talking about the course as well as general research ideas, courses, college.
I think the clicker questions are really interesting in every lecture, and it attracts my attentions through the whole lectures.
Extension to lecture
I appreciated the recordings and the alternative solving strategies to lecture.
Kayleigh and Peter had very clear and organized sections. They explained everything slowly and in necessary detail
Always know what is expected. Always taught what needs to be known. Prompt responses from all.
GSI's were all really good.
Great explanation of the concepts
The recorded videos provided examples of stuff that was introduced in class, but if you did not understand it, you would just be following along.
Good practice problems. GSIs clearly explain material.
The sections were extremely helpful in studying the material and practicing problems related to the class.
Worksheets and quizzes are easy to follow along. Good examples are given that are helpful for the exams and homeworks.

Please identify area(s) where you think the course could be improved.

Comments
n/a
N/A
Making the sections synchronous, because this class really benefits from discussion, and all of us procrastinators have a harder time making ourselves attend asynchronous courses on time.
I went to Peters OH once and I did not get as much out from them. They met my questions with more questions which just confused me more. I think they are very smart but forget to simplify things for those of us that are just learning it.
Having an extra review session (or a longer one) for the midterm/final.
I think the GSIs did a great job and need no improvement
I would have preferred synchronous section this semester, as section videos feel less personal and make it more difficult to connect with the GSI.
Could have increased the speed of teaching and included more content.
More collaboration, more practice problems in lecture, more feedback and more help from GSIs– especially in COVID times.
Max could have been more engaging in my opinion. All 3 could have used more collaboration with Prof. Acland. I could really understand their sections and then feel unprepared for midterms. I think Prof. Acland should actually base exams and PS's directly from their section videos.
Nothing really need to be improved.
I like the quizzes used in the beginning, those left.
sometimes section exercises went beyond the scope of what was expected on the exams
The problems in the problem sets were often very confusing and not clear. Spent lots of time trying to understand the nuances of the problems often not specified in the Problems having to constantly scour Piazza for clarifications.
NA
Once again, the course could be improved by having live sections. I know it is difficult to carry that many discussion sections, but if there were just 1 section (for all students assigned to that GSI), we would be able to clarify concepts. This would help students like me understand the important topics.
Most weeks the section videos were longer than 50 minutes, but I benefitted from the material so I'm not sure I would change that.
The course could be improved with possibly a more constructive review session before the midterms.
Sometimes it's very long. Having it asynchronous makes it boring.

What advice would you give to another student who is considering taking this course?

Comments
Review sections led by gsis are extremely helpful to studying for midterms and finals.
take section seriously.
Make a time in your schedule to watch section and make sure you stick to it
The sections are arguably more important than the lecture for exam preparation.
Go to office hours! they so helpful to review concepts and ask for help on problem sets.
Understand the intuition(s) behind the concepts!
Watch section!
Make sure to watch these section videos.
Watch the section videos.
Very nice course where you can learn alot of interesting, close to life stuff.
Don't. Not with Acland.
The GSI's are the most helpful for understanding everything and so very willing to help.
Go. To. Section.
attend live lectures instead of recordings.
Have solid understanding of microeconomics
Section is very important
Watch/go to Section
Great class
I would tell another student to go to office hours or reach out to classmates to ensure you are actively thinking through the concepts presented. This will help you strengthen your critical thinking skills which will be vital to success in the course.
Definitely watch the section videos, they prepare you well for problem sets and exams.
Stay on top of your work and do practice problems!
Watch section as it covers examples of the theory taught in class. This is helpful for the problem sets.

Fall 2021 TEACHING EVALUATIONS GRADUATE STUDENT INSTRUCTORS

Instructor: Barnes, Kayleigh

Course: MBA200A-401B, Data Analytics

Respondents: 43 Enrollment: 73 Response Rate: 58.9%

Course Type: MBA Core

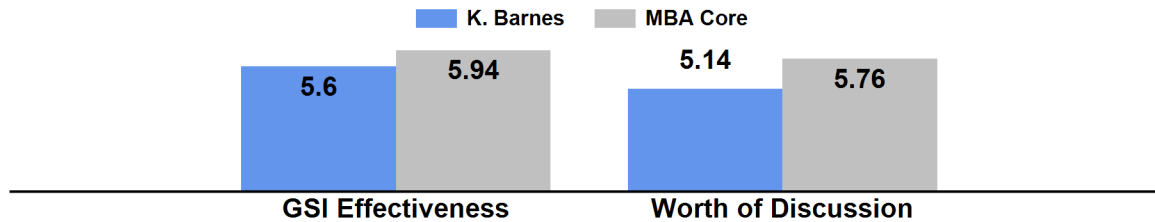


INDIVIDUAL SUMMARY REPORT

Scale 1-7, with 7 being most favorable

OVERALL RATINGS	Omit	Frequency							Mean	Median	SD
		1	2	3	4	5	6	7			
1. Overall effectiveness of the Student Instructor?	1	0	1	1	4	13	12	11	5.6	6	1.2
2. How worthwhile was the discussion?	0	2	0	1	10	11	12	7	5.14	5	1.4

Comparison Graph for Overall Ratings



ORGANIZATION & COMMUNICATION

How well do the following statements describe the Graduate Student Instructor:

(1=Not At All Descriptive; 7=Very Descriptive)

	Mean	Median	SD
3. Well prepared, organized, and has thorough knowledge of course material.	5.88	6.0	1.1
4. Uses teaching tools such as PowerPoint, bCourses, etc. effectively.	5.88	6.0	1.1
5. Communicates ideas and materials effectively.	5.74	6.0	1.2
6. Encourages class discussion and answers questions.	5.93	6.0	1.2
7. Holds regular office hours and is accessible.	5.89	6.0	1.2
8. Is aware when students are having difficulty.	5.65	6.0	1.3

SCHOOLWIDE MEANS FOR OVERALL RATINGS

	UGBA		MBA		EW MBA		DUAL	X MBA	MFE	Ph.D
	Core	Elective	Core	Elective	Core	Elective	All	All	All	All
1. GSI Effectiveness	5.98	5.76	5.94	6.42	5.91	6.19		6.42	5.61	
2. Worth of Course	6.02	5.53	5.76	6.25	5.77	6.08		6.39	5.66	

PRELIMINARY Comparative data current as of 1/25/2022

Fall 2021 TEACHING EVALUATIONS GRADUATE STUDENT INSTRUCTORS

Instructor: Barnes, Kayleigh

Course: MBA200A-301B, Data Analytics

Respondents: 43 Enrollment: 72 Response Rate: 59.7%

Course Type: MBA Core

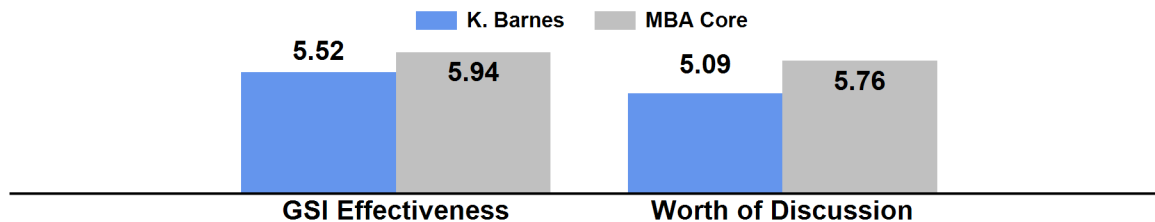


INDIVIDUAL SUMMARY REPORT

Scale 1-7, with 7 being most favorable

OVERALL RATINGS	Omit	Frequency							Mean	Median	SD
		1	2	3	4	5	6	7			
1. Overall effectiveness of the Student Instructor?	1	1	0	2	3	11	17	8	5.52	6	1.3
2. How worthwhile was the discussion?	0	3	2	1	7	10	9	11	5.09	5	1.8

Comparison Graph for Overall Ratings



ORGANIZATION & COMMUNICATION

How well do the following statements describe the Graduate Student Instructor:

(1=Not At All Descriptive; 7=Very Descriptive)

	Mean	Median	SD
3. Well prepared, organized, and has thorough knowledge of course material.	5.88	6.0	1.2
4. Uses teaching tools such as PowerPoint, bCourses, etc. effectively.	5.74	6.0	1.4
5. Communicates ideas and materials effectively.	5.44	6.0	1.5
6. Encourages class discussion and answers questions.	5.65	6.0	1.4
7. Holds regular office hours and is accessible.	5.92	6.0	1.4
8. Is aware when students are having difficulty.	5.67	6.0	1.6

SCHOOLWIDE MEANS FOR OVERALL RATINGS

	UGBA		MBA		EW MBA		DUAL	X MBA	MFE	Ph.D
	Core	Elective	Core	Elective	Core	Elective	All	All	All	All
1. GSI Effectiveness	5.98	5.76	5.94	6.42	5.91	6.19		6.42	5.61	
2. Worth of Course	6.02	5.53	5.76	6.25	5.77	6.08		6.39	5.66	

PRELIMINARY Comparative data current as of 1/25/2022

MBA Data Analytics Course Evaluations Fall 2021

CourseID	Semester	Title	Name	Overall Effectiveness	Overall Discussion	Preparation	Teaching Tools	Communication	Encourages Learning	Accessibility	Awareness	Comments
48063	Fall 2021	MBA20	Kayleigh Barnes	5	5	4	5	3	6	6	5	D/A
48063	Fall 2021	MBA20	Kayleigh Barnes	5	4	6	6	6	4		4	D/A
48063	Fall 2021	MBA20	Kayleigh Barnes	6	7	7	7	7	7	7	7	D/A
48063	Fall 2021	MBA20	Kayleigh Barnes	3	1	1	1	1	1	1	1	D/A
48063	Fall 2021	MBA20	Kayleigh Barnes	7	7	7	6	7	7	7	7	D/A
48063	Fall 2021	MBA20	Kayleigh Barnes	7	7	7	7	7	7	7	7	D/A
48063	Fall 2021	MBA20	Kayleigh Barnes	5	4	5	5	5	5	5	6	D/A
48063	Fall 2021	MBA20	Kayleigh Barnes	6	5	6	6	6	6	6	6	In terms of learning I think it would have been helpful to have us do the code live in class or maybe leave parts of it blank for us to fill out. For example set up most of the code but then leave the line for the regression blank so it is easier to follow along in class. Other than that I think Kayleigh did a great job
48063	Fall 2021	MBA20	Kayleigh Barnes	3	1	3	3	2	6			It felt like Kayleigh's most commonly said phrase was don't worry about that it doesn't matter" in regard to some arcane bit of code we needed in order to make our labs function. Not her fault but maybe if half the stuff we're spending time troubleshooting has no bearing on our learning our time might be better spent elsewhere."
48063	Fall 2021	MBA20	Kayleigh Barnes	5	6	5	6	6	6	6	6	D/A
48063	Fall 2021	MBA20	Kayleigh Barnes	6	7	6	7	6	7	7	7	D/A
48063	Fall 2021	MBA20	Kayleigh Barnes									Kayleigh was tasked with teaching a brand new course on dense material to students with almost no background in the material. Considering that challenges she has faced Kayleigh has done an extremely good job. She is in touch with the general class sentiment always willing to help and extremely kind. In many ways Kayleigh has been a better instructor than some professors I have had at Haas.
48063	Fall 2021	MBA20	Kayleigh Barnes	6	4	6	6	5	4	7	7	D/A
48063	Fall 2021	MBA20	Kayleigh Barnes	6	6	7	7	7	7	7	7	Kayleigh is a great GSI and was always available / approachable for questions. Additionally she did a great job empathizing with students and recognizing when / how we were struggling to understand the material.
48063	Fall 2021	MBA20	Kayleigh Barnes	5	3	6	4	4	4			I had no previous experience using R and it was difficult for me to follow. Especially because we say very specific formulas that were not thoroughly explained and I could copy-paste them but never fully understood them. I believe that this is not Kayleigh Barnes it is a structural failure of the course. It would be extremely useful to have a course or class for those of us that have no experience coding to just understand the general framework and structure of formulas.
48063	Fall 2021	MBA20	Kayleigh Barnes	4	2	6	6	6	6	6	6	D/A
48063	Fall 2021	MBA20	Kayleigh Barnes	7	7	7	7	7	7	7	7	Kayleigh is one of the best GSIs I have had here at Haas. Her positive attitude in combination with her deep understanding of the course content made her a highly effective aid in this new course. Without Kayleigh I think this class would have been one of the worst classes I took here at Haas but she made it into an above average class.
48063	Fall 2021	MBA20	Kayleigh Barnes	6	6	7	7	7	7	7	7	D/A
48063	Fall 2021	MBA20	Kayleigh Barnes	6	4	6	6	6	6	4	5	Kayleigh had a great attitude and presence in the classroom!
48063	Fall 2021	MBA20	Kayleigh Barnes	5	5	6	6	5	6	5	6	Kayleigh did great especially considering this being a first-time class.
48063	Fall 2021	MBA20	Kayleigh Barnes	5	7	6	6	5	4		5	D/A
48063	Fall 2021	MBA20	Kayleigh Barnes	6	5	6	6	6	4	6	4	D/A
48063	Fall 2021	MBA20	Kayleigh Barnes	6	6	7	7	7	7	6	6	Best TEACHER we've had. Great at explaining and placing content in context while also having the humility to let us know her strengths and non-strengths with the material.
48063	Fall 2021	MBA20	Kayleigh Barnes	4	4	4	4	3	3	6	6	D/A
48063	Fall 2021	MBA20	Kayleigh Barnes	6	7	5	5	5	6	6	7	D/A
48063	Fall 2021	MBA20	Kayleigh Barnes	5	5	5	4	6	5	7	6	D/A
48063	Fall 2021	MBA20	Kayleigh Barnes	5	4	6	3	5	6	4	7	D/A
48063	Fall 2021	MBA20	Kayleigh Barnes	5	5	6	6	4	5	7	3	D/A
48063	Fall 2021	MBA20	Kayleigh Barnes	6	5	6	6	6	6	6	6	D/A
48063	Fall 2021	MBA20	Kayleigh Barnes	6	6	6	6	6	6	6	6	D/A
48063	Fall 2021	MBA20	Kayleigh Barnes	6	6	6	6	6	6	6	6	D/A
48063	Fall 2021	MBA20	Kayleigh Barnes	7	7	7	7	7	7	7	7	Kayleigh is relatable and very good at breaking the complex down into understandable pieces. she is able to answer our questions and is accessible

48063	Fall 2021	MBA20	Kayleigh Bar	6	4	6	4	5	6	2	I think Kayleigh knows the material well and really wants to help us learn it. I think she was not set up for success by the structure of the class. We didn't really have access to her to ask many questions and review the material outside of coding during lab. She did the best with what she had.
48063	Fall 2021	MBA20	Kayleigh Bar	6	5	6	6	6	6	6	6 D/A
48063	Fall 2021	MBA20	Kayleigh Bar	7	7	7	7	7	7	7	7 D/A
48063	Fall 2021	MBA20	Kayleigh Bar	6	6	5	6	4	5		5 D/A
48063	Fall 2021	MBA20	Kayleigh Bar	1	1	7	7	2	3	5	I think it's largely not Kayleigh's fault but the way the labs were designed were horrible. I did not learn anything in those labs we were just copying and pasting code and there's no way I can take anything from those labs into the work I'll be doing in the real world. It would have been more helpful to do more learning of how to analyze data in excel how to build out dashboards etc. to inform business decisions. The data sets/cases in labs could have been a lot more interesting if they were real business/social impact problems that we're prompted to solve.
48063	Fall 2021	MBA20	Kayleigh Bar	7	5	7	7	6	6	7	7 Kayleigh was very helpful
48063	Fall 2021	MBA20	Kayleigh Bar	7	7	7	7	7	7	7	Absolutely - I thought Kayleigh explained the material in a very straightforward and effective way.
48063	Fall 2021	MBA20	Kayleigh Bar	6	6	7	7	7	7	7	7 D/A
48063	Fall 2021	MBA20	Kayleigh Bar	7	7	6	6	7	7		Made a difficult subject like coding very easy to understand. Was extremely well prepared knowledgeable and friendly. Would highly recommend this GSI to others.
48063	Fall 2021	MBA20	Kayleigh Bar	4	2	6	5	4	4	4	2 of time I think she did as best a job she could.
48063	Fall 2021	MBA20	Kayleigh Bar	5	5	5	4	4	4	5	5 D/A

Course	Semester	Title	Name	Overall Effic	Overall Disc	Preparation	Teaching To	Communicat	Encourages	Accessibility	Awareness	Comments
48064	Fall 2021	MBA200A-4	Kayleigh Bar	7	7	7	7	7	7	7	7	Genuine feedback: Can we ban the professors from teaching and just have Kayleigh? I know that's a big ask for her time but she's so unbelievably night and day more effective as an instructor than either of the actual professors that this would be the obvious way to improve the course. Maybe get the pros in for a guest lecture each (or maybe two) where they can focus on their interesting boundary pushing research). Kayleigh's excellent interpersonal skills were clearly demonstrated by how she has her finger on the students' collective pulse - she calibrates explanations very effectively to the level of understanding left after the previous prof lecture (which it's important to note tended to scale from 'ineffective' through car wreck train wreck to 'the titanic just sunk'). Somehow she fixed all of the above with a positive professionalism demurring only very occasionally - and highly effectively - to empathise with her students' collective predicament in this course as well as in life more generally.
48064	Fall 2021	MBA200A-4	Kayleigh Bar	5	5	6	6	6	6	6	6	Kayleigh was very good at simplifying explanation of 6 concepts and understanding what the class needed
48064	Fall 2021	MBA200A-4	Kayleigh Bar	6	4	6	5	7	6			Kayleigh has a good pulse on how people are feeling during the labs. She speaks clearly and I think teaches at the appropriate level for our class. I think she did a good job teaching in lab for what she had to work with. I don't think the lab format is the best way to teach the class though. Too many are sitting there watching her basically explain the text and documentation while we could do that on our own. I would gladly have Kayleigh as my GSI again for another course hopefully in one less lab heavy.
48064	Fall 2021	MBA200A-4	Kayleigh Bar	5	4	6	6	5	3	4		Kayleigh was very patient with explaining very complex modeling concepts and breaking them down for us. That said I think she could adjust her lecture style slightly where we were given chances to jump in (even cold calling if necessary) to break up the lecture and keep students engaged. I also think she was quick to jump to conclusions about her teaching effectiveness or student's attention which may have exacerbated students feeling lost or confused. I think Kayleigh is extremely knowledgeable and makes these concepts approachable but could improve on 5 her delivery and classroom presence.
48064	Fall 2021	MBA200A-4	Kayleigh Bar	5	3	4	6	4	5	6		I think that Kayleigh was very approachable and patient with us. It was helpful to go over some of the concepts we covered in lecture again and she generally did so in a clear and interesting way. I did find the labs to be pretty slow 6 however.

48064	Fall 2021	MBA200A-4(Kayleigh Barnes			5	5	5	5	6	6	5	1) Highly approachable and helpful with resolving doubts Kayleigh is really good at explaining concepts and is quite patient in helping us learn
48064	Fall 2021	MBA200A-4(Kayleigh Bar	7	7	7	7	7	7	7	7	7	7
48064	Fall 2021	MBA200A-4(Kayleigh Bar	7	7	7	7	7	7	7	7	7	7
48064	Fall 2021	MBA200A-4(Kayleigh Bar	6	6	7			6	6	6	6	6
48064	Fall 2021	MBA200A-4(Kayleigh Bar	6	6	7	7	7	6	7		4	Kayleigh has been great at promptly answering questions via email
48064	Fall 2021	MBA200A-4(Kayleigh Bar										She was funny and straightforward. Do not let the quizzes be the same for the two cohorts. Also do not show the answers to the quizzes to the prior cohort prior to completion. It kinds of defeats the usefulness of the quiz.
48064	Fall 2021	MBA200A-4(Kayleigh Bar	4	4	4	4	4	4	4	4	4	4
48064	Fall 2021	MBA200A-4(Kayleigh Bar	5	5	5	6	5	5	5	5	5	4
48064	Fall 2021	MBA200A-4(Kayleigh Bar										Kayleigh helped us feel safe in the scary world of Data Analytics labs. She was prepared and brought humor good nature and patience to the classroom. I would recommend her to others.
48064	Fall 2021	MBA200A-4(Kayleigh Bar	7	6	7	7	7	7	7	7	7	7
48064	Fall 2021	MBA200A-4(Kayleigh Bar										Kayleigh was super relatable and took the time to walk us through R. Coming from the Army this course was way over my head but I really enjoyed how much Kayleigh cared despite this being an extremely confusing course for me.
48064	Fall 2021	MBA200A-4(Kayleigh Bar	7	4	6	6	6	7	4	5	5	Very engaging and empathetic makes the content easier to understand
48064	Fall 2021	MBA200A-4(Kayleigh Bar	6	6	6	6	6	7	6	6	6	Keeps it real and was very helpful in clarifying what we need to know and what we don't need to know
48064	Fall 2021	MBA200A-4(Kayleigh Bar	6	6	6	5	6	6	6	7	7	Kayleigh Barnes did a great job as GSI. Moving forward I would encourage her to be more confident on her class deliveries. She explained topics very well and had a great didactic but felt insecure in class.
48064	Fall 2021	MBA200A-4(Kayleigh Bar	5	5	6	6	6	5			4	4
48064	Fall 2021	MBA200A-4(Kayleigh Bar	7	7	7	6	7	7	6		7	D/A
48064	Fall 2021	MBA200A-4(Kayleigh Bar	5	4	5	6	5	6	6		6	D/A
48064	Fall 2021	MBA200A-4(Kayleigh Bar										it was impossible to understand the connection between lab and class.
48064	Fall 2021	MBA200A-4(Kayleigh Bar	2	1	4	6	6	6			2	2
48064	Fall 2021	MBA200A-4(Kayleigh Bar										Kayleigh helped us actually understand topics covered in class in Professor Kolstad's portion of the lectures - I felt like the lectures went too quickly into difficult topics and were hard to process in class. I wish that we had had her labs before our quizzes so we could understand how applying the predictive models actually resulted in insights. I would recommend Kayleigh to others - she does a great job of breaking down a difficult concept being approachable to students and encouraging questions. I would encourage her to ask more questions to us or facilitate discussion to make sure students are tracking as we're going along the code since this is the first time for a lot of people to be exposed to R.
48064	Fall 2021	MBA200A-4(Kayleigh Bar	6	6	6	6	5	7	6		5	5
48064	Fall 2021	MBA200A-4(Kayleigh Bar	7	5	7	7	7	7	7		7	D/A
48064	Fall 2021	MBA200A-4(Kayleigh Bar										This course sucked but Kayleigh was really kind and patient. Really appreciate you GSIIing a class that's so disjointed and makes zero sense to non-data people. We appreciate you!
48064	Fall 2021	MBA200A-4(Kayleigh Bar	5	5	6	7	6	7	7		7	7
48064	Fall 2021	MBA200A-4(Kayleigh Bar	6	6	7	7	7	7	7		7	7
48064	Fall 2021	MBA200A-4(Kayleigh Bar										She is really great and down to earth. Explains material clearly.
48064	Fall 2021	MBA200A-4(Kayleigh Bar										Kayleigh is great at reassuring students that although the work is difficult it can be accomplished and understood. She's very friendly and funny which helps make the labs engaging. She's clearly super knowledgeable and it was great to hear her takes on some of the concepts we were learning in the lecture. I think her industry experience was great because it helped provide context to how these analyses are used in the real world.
48064	Fall 2021	MBA200A-4(Kayleigh Bar	5	5	6	6	6	6			5	5
48064	Fall 2021	MBA200A-4(Kayleigh Bar	5	4	5	5	5	5	5		5	D/A
48064	Fall 2021	MBA200A-4(Kayleigh Bar										For being the first GSI to lead this course Kayleigh did a nice job rolling with the punches. She was candid and understanding about folks challenges with the new format. She's clearly very knowledgeable about the material and empathetic about the difficulties that students were facing. I think the course would've benefited from her giving feedback to the professors about making the material more accessible.
48064	Fall 2021	MBA200A-4(Kayleigh Bar	5	5	7	7	6	6	6		5	5
48064	Fall 2021	MBA200A-4(Kayleigh Bar	4	5	5	5	4	5	5		4	4
48064	Fall 2021	MBA200A-4(Kayleigh Bar	4	4	3	4	3	4	4		5	D/A
48064	Fall 2021	MBA200A-4(Kayleigh Bar										Very engaging and keeping spirits high while the course isn't very well designed.
48064	Fall 2021	MBA200A-4(Kayleigh Bar	5	5	6	4	5	3	4		3	3
48064	Fall 2021	MBA200A-4(Kayleigh Bar										Kayleigh was awesome. Very down to earth and relatable. Made it clear what was important vs. not important for us to understand. Explained the foundational concepts of what we were programming in R in a very easily interpretable and transferrable way. She also went above and beyond in helping and making sure students felt supported. No recommendations for improvement other than she should have more confidence - she is fantastic! Would absolutely recommend this GSI.
48064	Fall 2021	MBA200A-4(Kayleigh Bar	7	7	7	7	7	7	7		7	7

